

MONTECITO FIRE PROTECTION DISTRICT

Agenda for the Special Meeting of the Board of Directors

Montecito Fire Protection District Headquarters
595 San Ysidro Road
Santa Barbara, California
May 23, 2019 at 2:00 p.m.

Agenda items may be taken out of the order shown.

1. Public comment: Any person may address the Board at this time on any non-agenda matter that is within the subject matter jurisdiction of the Montecito Fire Protection District. (30 minutes total time allotted for this discussion.)
2. Presentation of Military Order of World Wars Award, Dennis Merenbach, Award Chair and Marine Brigadier General Fred Lopez, Presenter: Recipient, Battalion Chief Travis Ederer.
3. Construction project update by project manager, Dan Underwood. (Strategic Plan Goal 6)
4. Consider declaring E392 as surplus and authorize the Fire Chief to sell, donate, or dispose of the vehicle as specified in the Surplus Property policy. (Strategic Plan Goal 6)
 - a. Staff report presented by Fire Chief Chip Hickman.
5. Receive briefing from Fire Prevention Staff on Cal Fire, Fire Prevention Grants.
6. Election of the Fire Agencies Insurance Risk Authority Governing Board of Directors Positions.
7. Report from the Finance Committee. (Strategic Plan Goal 9.1)
 - a. Consider recommendation to approve March and April 2019 financial statements.
 - b. Review PARS OPEB Trust Program statement for February and March 2019.
 - c. Review Draft Preliminary Budget for FY 2019-20.
8. Approval of Minutes of the April 22, 2019 Regular Meeting.
9. Fire Chief's report.
10. Board of Director's report.

11. Suggestions from Directors for items other than regular agenda items to be included for the June 24, 2019 Regular Board meeting.

12. CLOSED SESSION:

- a. Conference with Labor Negotiators (Government Code section 54957.6)
Agency designated representatives: Director Powell and Director Lee
Unrepresented employee: Fire Chief

Adjournment

This agenda posted pursuant to the provisions of the Government Code commencing at Section 54950. The date of the posting is May 20, 2019.



Chip Hickman, Fire Chief

Agenda Item #4



STAFF REPORT

Prepared for: Montecito Fire Protection District Board of Directors
Prepared by: Fire Chief Chip Hickman
Date: May 23, 2019
Topic: Excess vehicle

Summary

This is a request to deem E392 as excess.

Background

E392 is a 1997 International Type 3 fire engine currently used as a local response engine and a backup to E391.

Vehicle license # 53521

VIN # 1HTSDADN3VH459611

Discussion

E392 has fulfilled its' service life. A new Pierce Type 3 engine has been purchased and is ready for service based on the District Vehicle Replacement Plan.

Conclusion

Staff recommends that the Board declare E392 as excess and authorize the Fire Chief to sell, donate, or dispose of the vehicle as specified in the Surplus Property policy.
Strategic Goal #6

Surplus Property

335.1 PURPOSE

To properly record and account for the sale, donation, or disposal of surplus District property.

335.2 POLICY

When District property wears out, becomes obsolete, or is no longer needed in operations it becomes surplus property.

All property, equipment, or apparatus valued at greater than \$500 must be declared surplus by the Board of Directors prior to disposal. Value shall be established by the Fire Chief or designee utilizing a fair market value comparison.

After being declared surplus by the Board of Directors at a public meeting, the Fire Chief or designee shall:

- (a) Advise the Accountant that the item is surplus and ensure it is removed from any inventory list.
- (b) Determine an appropriate sale, disposal, or donation process for the surplus item.
- (c) If surplus property is to be sold, reasonable effort should be taken to recover the property's fair market value.

Agenda Item #6



Fire Agencies Insurance Risk Authority

Susan Blankenburg, General Manager
 1255 Battery Street, Suite 450
 San Francisco, CA 94111
 Office 415.536.4005 Fax 415.536.8499

April 18, 2019

**RE: NOTICE OF NOMINATION RESULTS AND VOTING PROCEDURE FOR
 THE FIRE AGENCIES INSURANCE RISK AUTHORITY - GOVERNING
 BOARD OF DIRECTORS POSITIONS**


Dear FAIRA Member:

After receipt and completion of all nominations received by our office, we are pleased to announce the individuals representing their Member Districts have been nominated or required to stand for election to the Governing Board positions, as required by the Joint Powers of Authority Agreement. These individuals and the Districts they represent are listed below:

Chief Mark Johnson	Fresno County FPD
Chief Mark Pomi	Kentfield FPD
Chief Sean Bailey	Northstar CSD FD
Chief Criss Brainard	San Miguel Consolidated FPD
Chief Eric Walder	South Placer FPD
Chief Richard Pearce	Tiburon FPD
Chief Howard Wood	Vacaville FPD

A ballot form is enclosed to cast your District's votes for the seven (7) vacancies of the Authority Governing Board. The seven candidates receiving the highest number of votes (vote for no more than seven) will be elected. **Please return the ballot form by mail to this office, or email your ballot to Susan Blankenburg at susan_blankenburg@faira.org no later than June 1, 2019.**

Very truly yours,


 Susan Blankenburg
 General Manager

cc: FAIRA Board of Directors
 Dale E. Bacigalupi, Authority Counsel

BALLOT

FAIRA MEMBER ELECTION BALLOT FOR GOVERNING BOARD OF DIRECTORS

The _____ Fire Protection District, a member of FAIRA, hereby votes the following for six (6) of the individuals listed below, to represent the District, to fill the six (6) FAIRA Board of Directors positions effective June 1, 2019.

The _____ Fire Protection District, has authorized the election by motion of the Board made and passed on _____, 2019.

Mark the box for the candidate of choice.

<u>Title/Name</u>	<u>Member Agency</u>	
Chief Mark Johnson	Fresno County FPD	<input type="checkbox"/>
Chief Mark Pomi	Kentfield FPD	<input type="checkbox"/>
Chief Sean Bailey	Northstar CSD FD	<input type="checkbox"/>
Chief Criss Brainard	San Miguel Consolidated FPD	<input type="checkbox"/>
Chief Eric Walder	South Placer FPD	<input type="checkbox"/>
Chief Richard Pearce	Tiburon FPD	<input type="checkbox"/>
Chief Howard Wood	Vacaville FPD	<input type="checkbox"/>

Dated: _____, 2019 _____

Chairman of District/ Authority Board or
Designated Person

ATTEST:

District/ Authority Board Clerk or Designated Person

Agenda

Item #7

ATTACHMENT

#A

Variance Report
Finance Committee - May 13, 2019

Report	Line Item	Variance Explanation
1 Balance Sheet	0115	Fair market value adjustments posted by the County on a quarterly basis.
2 Balance Sheet	0211	Property tax revenue impounded by the Auditor-Controller's Office due to large assessment appeals that have not been settled.
3 Balance Sheet	1015 & 1210	The EFT and accounts payable accounts reflect expenses entered by month-end, but disbursement payment wasn't completed until the next month.
4 Balance Sheet	2130	Fund Balance - Committed maintains the District's reserve balances as of 7/1/18: Catastrophic \$2,400,000 and Economic Uncertainties \$3,670,000.
5 Balance Sheet	Fund 3652 0550	The deposit is for a prepaid engine that is expected to be put into service in June. A JE to record the capital asset will be posted by fiscal year-end.
6 Financial Status	Revenues: Taxes	The District has received more than \$400k of expected tax revenues, and based on the County's estimates, we are expecting to collect \$1 million more by June 30.
7 Financial Status	3380	The interest income received is for the money held in the County Treasury Pool. Over the last year, the pool has yielded a return of approximately 1.6%, which is significantly higher than the return in past years of less than 1%.
8 Financial Status	4160 & 4610	Funds received from FEMA/CalOES for the Public Assistance Disaster Relief Program from the Thomas Fire/Debris Flow damages are recorded in these two accounts. Approximately \$6 million in revenue will be proposed in the budget
9 Financial Status	5780	The funds received are from the insurance claim for the generator that stopped functioning during the Thomas Fire. The generator will be replaced next fiscal year.
10 Financial Status	6301	The overtime reimbursable account exceeds the budgeted amount due to another busy fire season. An amendment will be presented in June to adjust the budgeted amount.
11 Financial Status	7120	This account is over budget mainly because of the generator rental which will cost over \$25,000 this fiscal year. Additionally, all sand and sand bag purchases for the community have been purchased through this account.
12 Financial Status	7205	The Wildland Specialists started the Neighborhood Chipping Projects in February and will continue through year-end. All budgeted funds are anticipated to be spent this fiscal year.
13 Financial Status	7363	This vehicle maintenance account is expected to go over budget due to an increased fleet and maintenance. This account is being closely monitored by the Mechanic and Battalion Chief, Scott Chapman.
14 Financial Status	7650	This account included \$530,000 for the Thomas Fire/Debris Flow cost apportionment. This amount will be closer to \$4 million and will be proposed in the budget amendment.
15 Financial Status	7732	The training budget will likely fall under budget by about \$20k for the year.
16 Financial Status	8300	Battalion Chief, Scott Chapman, is working with newly hired construction manager to complete outstanding roof and generator capital asset projects. Start and completion of these projects will be next fiscal year.

Variance Report
Finance Committee - May 13, 2019

	Report	Line Item	Variance Explanation
17	Financial Status	Fund 3653 5780	The District received insurance proceeds for the rental properties that were damaged/destroyed during the Debris Flow. The District will received additional funds when repair/rebuild of the structures begins.
18	Financial Trend	7650	Expenses this FY are trending higher due to the Prop 4 election (\$24k) and winter storm pre-position logistics expenses (\$25k), of which the majority will be reimbursed by CalOES.
19	Financial Trend	7901	The transfers shown in previous years were for the Pension Obligation Fund payments. The final payment was posted in May of 2018.
20	Expenditure Trend	6300, 6301, 6310	Overtime adjustment journal entries for March and April have not been posted due to backlog. Entries will be posted by May-end to properly reflect OT amounts.

Balance Sheet

As of: 4/30/2019
Accounting Period: CLOSED

Selection Criteria: Fund = 3650, 3652, 3653

Layout Options: Summarized By = Fund; Page Break At = Fund

Fund 3650 -- Montecito Fire Protection Dist

	Beginning Balance 7/1/2018	Year-To-Date Debits	Year-To-Date Credits	Ending Balance 4/30/2019
Assets & Other Debits				
Assets				
0110 -- Cash in Treasury	8,457,112.66	25,079,082.89	14,332,549.85	19,203,645.70
0115 -- Treasury FMV Adjustment	-56,692.45	59,519.39	0.00	2,826.94 1
0120 -- Imprest Cash	500.00	0.00	0.00	500.00
0130 -- Cash with Fiscal Agents	20,471.79	1,023.61	0.00	21,495.40
0211 -- Prop Tax Impounds Receivable	261,060.00	0.00	0.00	261,060.00 2
0230 -- Accounts Receivable	670,916.69	0.00	670,916.69	0.00
0240 -- Interest Receivable	30,785.95	108,032.47	138,818.42	0.00
Total Assets	9,384,154.64	25,247,658.36	15,142,284.96	19,489,528.04
Total Assets & Other Debits	9,384,154.64	25,247,658.36	15,142,284.96	19,489,528.04
Liabilities, Equity & Other Credits				
Liabilities				
1010 -- Warrants Payable	0.00	911,077.90	911,077.90	0.00
1015 -- EFT Payable	163.06	5,853,381.39	5,881,967.05	28,748.72 3
1020 -- Salaries & Benefits Payable	22,398.00	22,398.00	0.00	0.00
1210 -- Accounts Payable	127,236.21	6,791,927.84	6,672,053.90	7,362.27 3
1240 -- Accrued Expenses	8,874.00	8,874.00	0.00	0.00
1400 -- Deposits	0.00	0.00	1,000.00	1,000.00
1730 -- Unidentified Deposits	0.00	7,459,387.07	7,459,387.07	0.00
Total Liabilities	158,671.27	21,047,046.20	20,925,485.92	37,110.99
Equity				
2110 -- Fund Balance-Nonspendable	178,091.00	0.00	0.00	178,091.00
2120 -- Fund Balance-Restricted	0.00	0.00	2,826.94	2,826.94
2130 -- Fund Balance-Committed	6,070,500.00	0.00	0.00	6,070,500.00 4
2200 -- Fund Balance-Residual	2,976,892.37	34,190,648.14	44,414,754.88	13,200,999.11
Total Equity	9,225,483.37	34,190,648.14	44,417,581.82	19,452,417.05



Balance Sheet

As of: 4/30/2019
Accounting Period: CLOSED

Selection Criteria: Fund = 3650, 3652, 3653

Layout Options: Summarized By = Fund; Page Break At = Fund

Fund 3650 -- Montecito Fire Protection Dist

	Beginning Balance 7/1/2018	Year-To-Date Debits	Year-To-Date Credits	Ending Balance 4/30/2019
Total Liabilities, Equity & Other Credits	9,384,154.64	55,237,694.34	65,343,067.74	19,489,528.04

Balance Sheet

As of: 4/30/2019
Accounting Period: CLOSED

Selection Criteria: Fund = 3650, 3652, 3653

Layout Options: Summarized By = Fund; Page Break At = Fund

Fund 3652 -- Montecito Fire Cap Outlay Res

	Beginning Balance 7/1/2018	Year-To-Date Debits	Year-To-Date Credits	Ending Balance 4/30/2019
Assets & Other Debits				
Assets				
0110 -- Cash in Treasury	2,657,406.90	841,088.02	1,590,060.00	1,908,434.92
0115 -- Treasury FMV Adjustment	-17,813.99	23,131.03	4,899.20	417.84
0240 -- Interest Receivable	8,223.30	33,234.72	41,458.02	0.00
0550 -- Deposits with Others	427,351.40	0.00	0.00	427,351.40
Total Assets	3,075,167.61	897,453.77	1,636,417.22	2,336,204.16
Total Assets & Other Debits	3,075,167.61	897,453.77	1,636,417.22	2,336,204.16
Liabilities, Equity & Other Credits				
Liabilities				
1010 -- Warrants Payable	0.00	795,030.00	795,030.00	0.00
1210 -- Accounts Payable	0.00	795,030.00	795,030.00	0.00
1730 -- Unidentified Deposits	0.00	4,600.00	4,600.00	0.00
Total Liabilities	0.00	1,594,660.00	1,594,660.00	0.00
Equity				
2110 -- Fund Balance-Nonspendable	427,351.40	0.00	0.00	427,351.40
2120 -- Fund Balance-Restricted	0.00	0.00	417.84	417.84
2140 -- Fund Balance-Assigned	2,647,816.21	0.00	0.00	2,647,816.21
2200 -- Fund Balance-Residual	0.00	2,817,795.04	2,078,413.75	-739,381.29
Total Equity	3,075,167.61	2,817,795.04	2,078,831.59	2,336,204.16
Total Liabilities, Equity & Other Credits	3,075,167.61	4,412,455.04	3,673,491.59	2,336,204.16

Balance Sheet

As of: 4/30/2019
Accounting Period: CLOSED

Selection Criteria: Fund = 3650, 3652, 3653

Layout Options: Summarized By = Fund; Page Break At = Fund

Fund 3653 -- Montecito Fire Land & Building

	Beginning Balance 7/1/2018	Year-To-Date Debits	Year-To-Date Credits	Ending Balance 4/30/2019
Assets & Other Debits				
Assets				
0110 -- Cash in Treasury	5,650,048.41	684,936.31	0.00	6,334,984.72
0115 -- Treasury FMV Adjustment	-37,875.23	49,622.18	10,358.21	1,388.74
0240 -- Interest Receivable	20,416.84	76,247.39	96,664.23	0.00
Total Assets	5,632,590.02	810,805.88	107,022.44	6,336,373.46
Liabilities, Equity & Other Credits				
Liabilities				
1730 -- Unidentified Deposits	0.00	588,272.08	588,272.08	0.00
Total Liabilities	0.00	588,272.08	588,272.08	0.00
Equity				
2120 -- Fund Balance-Restricted	0.00	0.00	1,388.74	1,388.74
2140 -- Fund Balance-Assigned	5,632,590.02	0.00	0.00	5,632,590.02
2200 -- Fund Balance-Residual	0.00	213,135.95	915,530.65	702,394.70
Total Equity	5,632,590.02	213,135.95	916,919.39	6,336,373.46
Total Liabilities, Equity & Other Credits	5,632,590.02	801,408.03	1,505,191.47	6,336,373.46

Financial Status

As of: 4/30/2019 (83% Elapsed)
Accounting Period: CLOSED

Selection Criteria: Fund = 3650, 3652, 3653

Layout Options: Summarized By = Fund, LineItemAccount; Page Break At = Fund

Fund 3650 -- Montecito Fire Protection Dist

Line Item Account	6/30/2019 Fiscal Year Adjusted Budget	4/30/2019 Year-To-Date Actual	6/30/2019 Fiscal Year Variance	6/30/2019 Fiscal Year Pct of Budget
Revenues				
Taxes				
3010 -- Property Tax-Current Secured	14,723,000.00	15,727,006.52	1,004,006.52	106.82 %
3011 -- Property Tax-Unitary	144,700.00	-252.10	-144,952.10	-0.17 %
3015 -- PT PY Corr/Escapes Secured	73,238.00	551.53	-72,686.47	0.75 %
3020 -- Property Tax-Current Unsecd	705,255.00	567,821.33	-137,433.67	80.51 %
3023 -- PT PY Corr/Escapes Unsecured	0.00	2,834.18	2,834.18	--
3040 -- Property Tax-Prior Secured	21,033.00	61.95	-20,971.05	0.29 %
3050 -- Property Tax-Prior Unsecured	5,850.00	-6,491.45	-12,341.45	-110.96 %
3054 -- Supplemental Pty Tax-Current	183,935.00	-12,381.14	-196,316.14	-6.73 %
3056 -- Supplemental Pty Tax-Prior	0.00	2,070.03	2,070.03	--
Taxes	15,857,011.00	16,281,220.85	424,209.85	102.68 %
Fines, Forfeitures, and Penalties				
3057 -- PT-506 Int, 480 CIOS/CIC Pen	0.00	-4,266.11	-4,266.11	--
Fines, Forfeitures, and Penalties	0.00	-4,266.11	-4,266.11	--
Use of Money and Property				
3380 -- Interest Income	20,000.00	108,032.47	88,032.47	540.16 %
3381 -- Unrealized Gain/Loss Invstmnts	2,827.00	59,519.39	56,692.39	2,105.39 %
3409 -- Other Rental of Bldgs and Land	0.00	1,290.00	1,290.00	--
Use of Money and Property	22,827.00	168,841.86	146,014.86	739.66 %
Intergovernmental Revenue-State				
3750 -- State-Emergency Assistance	345,000.00	934,583.47	589,583.47	270.89 %
4160 -- State Aid for Disaster	0.00	1,858,865.01	1,858,865.01	--
4220 -- Homeowners Property Tax Relief	82,610.00	67,604.56	-15,005.44	81.84 %
Intergovernmental Revenue-State	427,610.00	2,861,053.04	2,433,443.04	669.08 %
Taxes	15,857,011.00	16,281,220.85	424,209.85	102.68 %
Fines, Forfeitures, and Penalties	0.00	-4,266.11	-4,266.11	--
Use of Money and Property	22,827.00	168,841.86	146,014.86	739.66 %
Intergovernmental Revenue-State	427,610.00	2,861,053.04	2,433,443.04	669.08 %

Financial Status

As of: 4/30/2019 (83% Elapsed)
Accounting Period: CLOSED

Selection Criteria: Fund = 3650, 3652, 3653

Layout Options: Summarized By = Fund, LineItemAccount; Page Break At = Fund

Fund 3650 -- Montecito Fire Protection Dist

Line Item Account	6/30/2019 Fiscal Year Adjusted Budget	4/30/2019 Year-To-Date Actual	6/30/2019 Fiscal Year Variance	6/30/2019 Fiscal Year Pct of Budget
Intergovernmental Revenue-Federal				
4476 -- Federal Emergency Assistance	140,000.00	283,623.74	143,623.74	202.59 %
4610 -- Federal Aid for Disaster	0.00	4,669,969.00	4,669,969.00	-- 8
Intergovernmental Revenue-Federal	140,000.00	4,953,592.74	4,813,592.74	3,538.28 %
Charges for Services				
5105 -- Reimb for District Services	198,595.00	147,083.17	-51,511.83	74.06 %
Charges for Services	198,595.00	147,083.17	-51,511.83	74.06 %
Miscellaneous Revenue				
5780 -- Insurance Proceeds & Recovery	0.00	34,867.69	34,867.69	-- 9
5895 -- Other-Donations	0.00	300.00	300.00	--
5909 -- Other Miscellaneous Revenue	7,500.00	24,466.74	16,966.74	326.22 %
Miscellaneous Revenue	7,500.00	59,634.43	52,134.43	795.13 %
Revenues	16,653,543.00	24,467,159.98	7,813,616.98	146.92 %
Expenditures				
Salaries and Employee Benefits				
6100 -- Regular Salaries	7,937,225.00	6,704,945.74	1,232,279.26	84.47 %
6300 -- Overtime	130,000.00	70,415.68	59,584.32	54.17 %
6301 -- Overtime - Reimbursable	485,000.00	842,267.17	-357,267.17	173.66 %
6310 -- Overtime - Constant Staffing	795,000.00	244,349.79	550,650.21	30.74 %
6400 -- Retirement Contribution	2,539,640.00	2,125,174.62	414,465.38	83.68 %
6550 -- FICA/Medicare	134,325.00	110,163.36	24,161.64	82.01 %
6600 -- Health Insurance Contrib	1,962,500.00	1,561,206.64	401,293.36	79.55 %
6700 -- Unemployment Ins Contribution	10,040.00	5,948.51	4,091.49	59.25 %
6900 -- Workers Compensation	625,000.00	486,157.87	138,842.13	77.79 %
Salaries and Employee Benefits	14,618,730.00	12,150,629.38	2,468,100.62	83.12 %

Financial Status

As of: 4/30/2019 (83% Elapsed)
Accounting Period: CLOSED

Selection Criteria: Fund = 3650, 3652, 3653

Layout Options: Summarized By = Fund, LineItemAccount; Page Break At = Fund

Fund 3650 -- Montecito Fire Protection Dist

Line Item Account	6/30/2019 Fiscal Year Adjusted Budget	4/30/2019 Year-To-Date Actual	6/30/2019 Fiscal Year Variance	6/30/2019 Fiscal Year Pct of Budget
Services and Supplies				
7030 -- Clothing and Personal	53,000.00	57,246.50	-4,246.50	108.01 %
7050 -- Communications	99,500.00	98,824.80	675.20	99.32 %
7060 -- Food	2,500.00	8,030.63	-5,530.63	321.23 %
7070 -- Household Supplies	30,250.00	22,498.00	7,752.00	74.37 %
7090 -- Insurance	31,000.00	32,017.00	-1,017.00	103.28 %
7120 -- Equipment Maintenance	35,000.00	57,378.76	-22,378.76	163.94 %
7200 -- Structure & Ground Maintenance	26,550.00	29,434.99	-2,884.99	110.87 %
7205 -- Fire Defense Zone	236,000.00	153,024.85	82,975.15	64.84 %
7322 -- Consulting & Mgmt Fees	3,350.00	105.00	3,245.00	3.13 %
7324 -- Audit and Accounting Fees	25,000.00	17,378.50	7,621.50	69.51 %
7348 -- Instruments & Equip. < \$5000	11,000.00	18,527.63	-7,527.63	168.43 %
7363 -- Equipment Maintenance	63,000.00	98,902.09	-35,902.09	156.99 %
7400 -- Medical, Dental and Lab	30,000.00	25,003.80	4,996.20	83.35 %
7430 -- Memberships	12,500.00	13,465.45	-965.45	107.72 %
7450 -- Office Expense	27,500.00	18,355.14	9,144.86	66.75 %
7460 -- Professional & Special Service	302,500.00	243,963.42	58,536.58	80.65 %
7507 -- ADP Payroll Fees	7,500.00	6,386.69	1,113.31	85.16 %
7510 -- Contractual Services	52,000.00	47,133.14	4,866.86	90.64 %
7530 -- Publications & Legal Notices	6,000.00	2,278.90	3,721.10	37.98 %
7546 -- Administrative Expense	240,000.00	244,640.00	-4,640.00	101.93 %
7580 -- Rents/Leases-Structure	4,500.00	6,597.63	-2,097.63	146.61 %
7630 -- Small Tools & Instruments	13,000.00	997.41	12,002.59	7.67 %
7650 -- Special Departmental Expense	553,500.00	73,486.81	480,013.19	13.28 %
7671 -- Special Projects	23,000.00	3,285.32	19,714.68	14.28 %
7730 -- Transportation and Travel	35,000.00	26,178.73	8,821.27	74.80 %
7731 -- Gasoline-Oil-Fuel	55,000.00	50,258.71	4,741.29	91.38 %
7732 -- Training	87,750.00	52,154.83	35,595.17	59.44 %
				15

Financial Status

As of: 4/30/2019 (83% Elapsed)
Accounting Period: CLOSED

Selection Criteria: Fund = 3650, 3652, 3653

Layout Options: Summarized By = Fund, LineItemAccount; Page Break At = Fund

Fund 3650 -- Montecito Fire Protection Dist

Line Item Account	6/30/2019 Fiscal Year Adjusted Budget	4/30/2019 Year-To-Date Actual	6/30/2019 Fiscal Year Variance	6/30/2019 Fiscal Year Pct of Budget
7760 -- Utilities	43,000.00	41,013.65	1,986.35	95.38 %
Services and Supplies	2,108,900.00	1,448,568.38	660,331.62	68.69 %
Capital Assets	315,000.00	73,456.54	241,543.46	23.32 %
8300 -- Equipment	315,000.00	73,456.54	241,543.46	23.32 %
Capital Assets	17,042,630.00	13,672,654.30	3,369,975.70	80.23 %
Expenditures				
Other Financing Sources & Uses				
Other Financing Uses	422,000.00	0.00	422,000.00	0.00 %
7901 -- Oper Trf (Out)	422,000.00	0.00	422,000.00	0.00 %
Other Financing Uses	-422,000.00	0.00	422,000.00	0.00 %
Other Financing Sources & Uses				
Changes to Fund Balances				
Increase to Restricted	2,827.00	2,826.94	0.06	100.00 %
9797 -- Unrealized Gains	2,827.00	2,826.94	0.06	100.00 %
Increase to Restricted	-2,827.00	-2,826.94	0.06	100.00 %
Changes to Fund Balances	-813,914.00	10,791,678.74	11,605,592.74	-1,325.90 %
Montecito Fire Protection Dist				

Financial Status

As of: 4/30/2019 (83% Elapsed)
Accounting Period: CLOSED

Selection Criteria: Fund = 3650, 3652, 3653

Layout Options: Summarized By = Fund, LineItemAccount; Page Break At = Fund

Fund 3652 -- Montecito Fire Cap Outlay Res

Line Item Account	6/30/2019 Fiscal Year Adjusted Budget	4/30/2019 Year-To-Date Actual	6/30/2019 Fiscal Year Variance	6/30/2019 Fiscal Year Pct of Budget
Revenues				
Use of Money and Property				
3380 -- Interest Income	10,000.00	33,234.72	23,234.72	332.35 %
3381 -- Unrealized Gain/Loss Invstmnts	418.00	18,231.83	17,813.83	4,361.68 %
Use of Money and Property	10,418.00	51,466.55	41,048.55	494.02 %
Revenues	10,418.00	51,466.55	41,048.55	494.02 %
Expenditures				
Capital Assets				
8300 -- Equipment	1,222,000.00	795,030.00	426,970.00	65.06 %
Capital Assets	1,222,000.00	795,030.00	426,970.00	65.06 %
Expenditures	1,222,000.00	795,030.00	426,970.00	65.06 %
Other Financing Sources & Uses				
Other Financing Sources				
5910 -- Oper Trf (In)-General Fund	422,000.00	0.00	-422,000.00	0.00 %
5919 -- Sale Capital Assets-Prsnl Prop	0.00	4,600.00	4,600.00	--
Other Financing Sources	422,000.00	4,600.00	-417,400.00	1.09 %
Other Financing Sources & Uses	422,000.00	4,600.00	-417,400.00	1.09 %
Changes to Fund Balances				
Increase to Restricted				
9797 -- Unrealized Gains	418.00	417.84	0.16	99.96 %
Increase to Restricted	418.00	417.84	0.16	99.96 %
Changes to Fund Balances	-418.00	-417.84	0.16	99.96 %
Montecito Fire Cap Outlay Res	-790,000.00	-739,381.29	50,618.71	93.59 %

Financial Status

As of: 4/30/2019 (83% Elapsed)
Accounting Period: CLOSED

Selection Criteria: Fund = 3650, 3652, 3653

Layout Options: Summarized By = Fund, LineItemAccount; Page Break At = Fund

Fund 3653 -- Montecito Fire Land & Building

Line Item Account	6/30/2019 Fiscal Year Adjusted Budget	4/30/2019 Year-To-Date Actual	6/30/2019 Fiscal Year Variance	6/30/2019 Fiscal Year Pct of Budget
Revenues				
Use of Money and Property				
3380 -- Interest Income	15,000.00	76,247.39	61,247.39	508.32 %
3381 -- Unrealized Gain/Loss Invstmnts	1,389.00	39,263.97	37,874.97	2,826.78 %
Use of Money and Property	16,389.00	115,511.36	99,122.36	704.81 %
Miscellaneous Revenue				
5780 -- Insurance Proceeds & Recovery	0.00	588,272.08	588,272.08	--
Miscellaneous Revenue	0.00	588,272.08	588,272.08	--
Revenues	16,389.00	703,783.44	687,394.44	4,294.24 %
Expenditures				
Capital Assets	200,000.00	0.00	200,000.00	0.00 %
8100 -- Land	200,000.00	0.00	200,000.00	0.00 %
Expenditures	200,000.00	0.00	200,000.00	0.00 %
Changes to Fund Balances				
Increase to Restricted	1,389.00	1,388.74	0.26	99.98 %
9797 -- Unrealized Gains	1,389.00	1,388.74	0.26	99.98 %
Increase to Restricted	-1,389.00	-1,388.74	0.26	99.98 %
Changes to Fund Balances	-185,000.00	702,394.70	887,394.70	-379.67 %
Montecito Fire Land & Building	-1,788,914.00	10,754,692.15	12,543,606.15	-601.19 %
Net Financial Impact				

Revenue Transactions

From 3/1/2019 to 4/30/2019

Selection Criteria: Fund = 3650, 3652, 3653

Layout Options: Summarized By = Fund, LineItemAccount; Page Break At = Fund

Fund 3650 -- Montecito Fire Protection Dist

Document	Post On	Dept	Description	Amount
Line Item Account 3010 -- Property Tax-Current Secured				
AUT - PT03405	4/6/2019		RVS Teeter EST SEC 1%Advance 17-18 @6-22-18 (3010)	-168,026.88
AUT - PT03337	4/12/2019		06/30/18 TeeterAdv CY Sec Annual 1% Tax (3010)	159,918.81
AUT - PT03398	4/15/2019		EST SEC 1% Apport 12-15-2018 to 4-12-2019 (3010)	6,816,268.62
JE - 0185290	4/15/2019		Sec 1/4% Admin Fee 18/19 per Gov't Code29142(3010)	-40,485.05
Total Property Tax-Current Secured				6,767,675.50
Line Item Account 3011 -- Property Tax-Unitary				
JE - 0185293	4/15/2019		Unitary1/4%AdminFee 18/19 perGov't Code29142(3011)	-394.23
Total Property Tax-Unitary				-394.23
Line Item Account 3015 -- PT PY Corr/Escapes Secured				
AUT - PT03337	4/12/2019		06/30/18 TeeterAdv CY Sec Escape 1% Tax (3015)	906.98
Total PT PY Corr/Escapes Secured				906.98
Line Item Account 3020 -- Property Tax-Current Unsecd				
JE - 0185292	4/15/2019		Unsec1/4% Admin Fee 18/19 per Gov'tCode29142(3020)	-1,598.20
Total Property Tax-Current Unsecd				-1,598.20
Line Item Account 3054 -- Supplemental Pty Tax-Current				
AUT - PT03407	4/6/2019		RVS EST SUP 1%Advance 17-18@6-22-18 (3054)	-68,081.75
AUT - PT03337	4/12/2019		06/30/18 TeeterAdv CY Suppl 1% Tax (3054)	73,735.30
AUT - PT03337	4/12/2019		06/30/18 TeeterAdv CY Neg Sup 1% Tax (3054)	188.38
Total Supplemental Pty Tax-Current				5,841.93
Line Item Account 3056 -- Supplemental Pty Tax-Prior				
AUT - PT03337	4/12/2019		06/30/18 TeeterAdv PY Sup Unsec 1% Tax (3056)	11.75
AUT - PT03337	4/12/2019		06/30/18 TeeterAdv PY Sup Sec 1% Tax (3056)	-0.01
Total Supplemental Pty Tax-Prior				11.74
Line Item Account 3380 -- Interest Income				
AUT - INTACCR	3/31/2019		INTEREST APPORTIONMENT ACCRUAL	65,214.08
Total Interest Income				65,214.08

Revenue Transactions

From 3/1/2019 to 4/30/2019

Selection Criteria: Fund = 3650, 3652, 3653

Layout Options: Summarized By = Fund, LineItemAccount; Page Break At = Fund

Fund 3650 -- Montecito Fire Protection Dist

Document	Post On	Dept	Description	Amount
Line Item Account 3381 -- Unrealized Gain/Loss Invstmnts				
AUT - FMV0319	3/31/2019		FMV ADJUSTMENTS	31,091.89
Total Unrealized Gain/Loss Invstmnts				31,091.89
Line Item Account 3409 -- Other Rental of Bldgs and Land				
JE - 0183949	3/1/2019		Rental income, Feb	1,290.00
Total Other Rental of Bldgs and Land				1,290.00
Line Item Account 3750 -- State-Emergency Assistance				
JE - 0183955	3/1/2019		Reverse Thomas Fire A/R from FY18	567,572.00
JE - 0183960	3/1/2019		Reclass CalOES PA reimb DR-4353, DJE 0111215	-4,507.00
DJE - 0116698	4/22/2019		Gorge Fire, 8/19-8/21/18	42,934.97
DJE - 0116698	4/22/2019		Klamathon Fire, 7/5-7/10/18	56,408.49
DJE - 0116698	4/22/2019		Cruces Fire, 7/18-7/19/18	13,662.42
DJE - 0116698	4/22/2019		Carr Fire, 7/26-8/19/18	666,922.59
DJE - 0116698	4/22/2019		WC disability payments, 2/15-2/28/19	10,011.04
Total State-Emergency Assistance				1,353,004.51
Line Item Account 4160 -- State Aid for Disaster				
JE - 0183960	3/1/2019		Reclass CalOES PA reimb DR-4353, DJE 0111215	4,507.00
Total State Aid for Disaster				4,507.00
Line Item Account 4220 -- Homeowners Property Tax Relief				
AUT - PT03409	4/30/2019		Homeowner Exemption 1% and Bond Apportionment	27,837.17
Total Homeowners Property Tax Relief				27,837.17
Line Item Account 4476 -- Federal Emergency Assistance				
JE - 0183960	3/1/2019		Reclass FEMA PA reimb DR-4353, DJE 0111215	-18,028.00
DJE - 0115661	3/25/2019		Delta Fire, 09/07-09/24/18	121,428.04
DJE - 0116390	4/5/2019		Cranston Fire (reimbursement), 7/25-7/29/18	347.14
DJE - 0116392	4/15/2019		Ogilvy Fire, 9/1-9/6/18	42,910.91
Total Federal Emergency Assistance				146,658.09

Revenue Transactions

From 3/1/2019 to 4/30/2019

Selection Criteria: Fund = 3650, 3652, 3653

Layout Options: Summarized By = Fund, LineItemAccount; Page Break At = Fund

Fund 3650 -- Montecito Fire Protection Dist

Document	Post On	Dept	Description	Amount
Line Item Account 4610 -- Federal Aid for Disaster				
JE - 0183960	3/1/2019		Reclass FEMA PA reimb DR-4353, DJE 0111215	18,028.00
			Total Federal Aid for Disaster	18,028.00
Line Item Account 5105 -- Reimb for District Services				
JE - 0184504	4/3/2019		INVOICE# 2019-01 DISPATCH SERVICES	22,950.00
DJE - 0116698	4/22/2019		AMR Holdco Inc, First response pmt - 03/2019	26,270.48
			Total Reimb for District Services	49,220.48
Line Item Account 5780 -- Insurance Proceeds & Recovery				
DJE - 0116698	4/22/2019		Insurance claim payment, generator	34,867.69
			Total Insurance Proceeds & Recovery	34,867.69
Line Item Account 5909 -- Other Miscellaneous Revenue				
DJE - 0116698	4/22/2019		CalCard rebate, February 2019	377.07
DJE - 0116698	4/22/2019		Witness fee for Fire Marshal	275.00
			Total Other Miscellaneous Revenue	652.07
			Total Montecito Fire Protection Dist	8,504,814.70

Revenue Transactions

From 3/1/2019 to 4/30/2019

Selection Criteria: Fund = 3650, 3652, 3653

Layout Options: Summarized By = Fund, LineItemAccount; Page Break At = Fund

Fund 3652 -- Montecito Fire Cap Outlay Res

Document	Post On	Dept	Description	Amount
Line Item Account 3380 -- Interest Income				
AUT - INTACCR	3/31/2019		INTEREST APPORTIONMENT ACCRUAL	11,346.47
			Total Interest Income	11,346.47
Line Item Account 3381 -- Unrealized Gain/Loss Invstmnts				
AUT - FMV0319	3/31/2019		FMV ADJUSTMENTS	6,757.12
			Total Unrealized Gain/Loss Invstmnts	6,757.12
			Total Montecito Fire Cap Outlay Res	18,103.59

Revenue Transactions

From 3/1/2019 to 4/30/2019

Selection Criteria: Fund = 3650, 3652, 3653

Layout Options: Summarized By = Fund, LineItemAccount; Page Break At = Fund

Fund 3653 -- Montecito Fire Land & Building

Document	Post On	Dept	Description	Amount
Line Item Account 3380 -- Interest Income				
AUT - INTACCR	3/31/2019		INTEREST APPORTIONMENT ACCRUAL	29,734.54
			Total Interest Income	29,734.54
Line Item Account 3381 -- Unrealized Gain/Loss Invstmnts				
AUT - FMV0319	3/31/2019		FMV ADJUSTMENTS	14,850.81
			Total Unrealized Gain/Loss Invstmnts	14,850.81
			Total Montecito Fire Land & Building	44,585.35

Cost Transactions

From 3/1/2019 to 4/30/2019

Selection Criteria: Fund = 3650, 3652, 3653

Layout Options: Summarized By = Fund, LineItemAccount; Page Break At = Fund

Fund 3650 -- Montecito Fire Protection Dist

Post On	Document	Vendor/Employee Name	Description	Hours	Amount
Line Item Account 6100 -- Regular Salaries					
03/01/2019	CLM - 0525629	Franchise Tax Board	FTB Withholding Order for J. Jenkins: PR 3/1/19	0.00	1,599.00
03/01/2019	CLM - 0525769	AFLAC	Employee paid insurance, February 2019	0.00	1,641.92
03/01/2019	CLM - 0526555	MASSMUTUAL	Employer/employee 457 plan contributions, 3/1/19	0.00	21,052.00
03/01/2019	EFC - 0023167	STATE/FEDERAL TAXES & DIRECT DEPOSITS	Montecito Fire Payroll Dir Deposits, 3/1/19	0.00	231,525.32
03/01/2019	EFC - 0023167	STATE/FEDERAL TAXES & DIRECT DEPOSITS	Montecito Fire Payroll Taxes, 3/1/19	0.00	62,809.87
03/01/2019	MIC - 0119423	CALIFORNIA PUBLIC EMPLOYEES RETIREMENT SYSTEM	Employee retirement contribution, 3/1/19	0.00	33,830.02
03/15/2019	CLM - 0529147	Franchise Tax Board	FTB Withholding Order for J. Jenkins: PR 3/15/19	0.00	1,599.00
03/15/2019	CLM - 0529153	MASSMUTUAL	Employer/employee 457 plan contributions, 3/15/19	0.00	21,052.00
03/15/2019	CLM - 0529156	MONTECITO FIREMENS ASSOC	Employee association dues, 3/15/19	0.00	5,850.00
03/15/2019	CLM - 0529156	MONTECITO FIREMENS ASSOC	Employee paid disability insurance, 3/15/19	0.00	1,029.00
03/15/2019	EFC - 0023309	STATE/FEDERAL TAXES & DIRECT DEPOSITS	Montecito Fire Payroll Dir Deposits, 3/15/19	0.00	229,153.79
03/15/2019	EFC - 0023309	STATE/FEDERAL TAXES & DIRECT DEPOSITS	Montecito Fire Payroll Taxes, 3/15/19	0.00	65,258.44
03/15/2019	MIC - 0119948	CALIFORNIA PUBLIC EMPLOYEES RETIREMENT SYSTEM	Employee retirement contribution, 3/15/19	0.00	33,889.93
03/22/2019	EFC - 0023307	WAGEWORKS INC	Montecito Fire FSA plan pmts, 2/26-3/19/19	0.00	6,500.56
03/28/2019	EFC - 0023381	WAGEWORKS INC	Montecito Fire FSA plan pmts, 3/20-3/27/19	0.00	1,466.49
04/01/2019	CLM - 0530111	Franchise Tax Board	FTB Withholding Order for J. Jenkins: PR 4/1/19	0.00	1,599.00
04/01/2019	CLM - 0531205	MASSMUTUAL	Employer/employee 457 plan contributions, 4/1/19	0.00	21,337.00
04/01/2019	EFC - 0023450	STATE/FEDERAL TAXES & DIRECT DEPOSITS	Montecito Fire Payroll Dir Deposits, 4/1/19	0.00	226,166.01
04/01/2019	EFC - 0023450	STATE/FEDERAL TAXES & DIRECT DEPOSITS	Montecito Fire Payroll Taxes, 4/1/19	0.00	61,069.64
04/01/2019	JE - 0185036		Payroll check, 4/1/19	0.00	31.40
04/01/2019	MIC - 0120478	CALIFORNIA PUBLIC EMPLOYEES RETIREMENT SYSTEM	Employee retirement contribution, 4/1/19	0.00	33,136.42
04/02/2019	CLM - 0530184	AFLAC	Employee paid insurance, March 2019	0.00	1,641.92
04/16/2019	CLM - 0532093	Franchise Tax Board	FTB Withholding Order for J. Jenkins: PR 4/16/19	0.00	1,599.00

Cost Transactions

From 3/1/2019 to 4/30/2019

Selection Criteria: Fund = 3650, 3652, 3653

Layout Options: Summarized By = Fund, LineItemAccount; Page Break At = Fund

Fund 3650 -- Montecito Fire Protection Dist

Post On	Document	Vendor/Employee Name	Description	Hours	Amount
04/16/2019	CLM - 0532101	MASSMUTUAL	Employer/employee 457 plan contributions, 4/16/19	0.00	21,337.00
04/16/2019	CLM - 0532102	MONTECITO FIREMENS ASSOC	Employee association dues, 4/16/19	0.00	5,850.00
04/16/2019	CLM - 0532102	MONTECITO FIREMENS ASSOC	Employee paid disability insurance, 4/16/19	0.00	1,029.00
04/16/2019	EFC - 0023481	STATE/FEDERAL TAXES & DIRECT DEPOSITS	Montecito Fire Payroll Dir Deposits, 4/16/19	0.00	229,965.56
04/16/2019	EFC - 0023481	STATE/FEDERAL TAXES & DIRECT DEPOSITS	Montecito Fire Payroll Taxes, 4/16/19	0.00	70,629.94
04/16/2019	EFC - 0023516	WAGEWORKS INC	Montecito Fire FSA plan pmts, 3/26-4/12/19	0.00	1,059.42
04/16/2019	MIC - 0120718	CALIFORNIA PUBLIC EMPLOYEES RETIREMENT SYSTEM	Employee retirement contribution, 4/16/19	0.00	33,914.95
04/22/2019	DJE - 0116698		WC disability payments, 2/12-4/8/19	0.00	-9,722.16
04/24/2019	EFC - 0023548	WAGEWORKS INC	Montecito Fire FSA plan pmts, 4/13-4/19/19	0.00	648.51
			Total Regular Salaries	0.00	1,419,549.95
Line Item Account 6400 -- Retirement Contribution					
03/01/2019	MIC - 0119423	CALIFORNIA PUBLIC EMPLOYEES RETIREMENT SYSTEM	District retirement contributions, 3/1/19	0.00	52,971.13
03/15/2019	MIC - 0119948	CALIFORNIA PUBLIC EMPLOYEES RETIREMENT SYSTEM	District retirement contributions, 3/15/19	0.00	53,046.92
03/27/2019	CLM - 0529322	CALIFORNIA PUBLIC EMPLOYEES RETIREMENT SYSTEM	2019 RBF Contribution, Adjustment	0.00	662.34
04/01/2019	MIC - 0120478	CALIFORNIA PUBLIC EMPLOYEES RETIREMENT SYSTEM	District retirement contributions, 4/1/19	0.00	51,827.31
04/16/2019	MIC - 0120718	CALIFORNIA PUBLIC EMPLOYEES RETIREMENT SYSTEM	District retirement contributions, 4/16/19	0.00	53,093.61
			Total Retirement Contribution	0.00	211,601.31
Line Item Account 6550 -- FICA/Medicare					
03/01/2019	EFC - 0023167	STATE/FEDERAL TAXES & DIRECT DEPOSITS	Montecito Fire Payroll SS/Medicare, 3/1/19	0.00	5,017.73
03/15/2019	EFC - 0023309	STATE/FEDERAL TAXES & DIRECT DEPOSITS	Montecito Fire Payroll SS/Medicare, 3/15/19	0.00	5,022.05
04/01/2019	EFC - 0023450	STATE/FEDERAL TAXES & DIRECT DEPOSITS	Montecito Fire Payroll SS/Medicare, 4/1/19	0.00	4,983.35
04/16/2019	EFC - 0023481	STATE/FEDERAL TAXES & DIRECT DEPOSITS	Montecito Fire Payroll SS/Medicare, 4/16/19	0.00	5,159.37

Cost Transactions

From 3/1/2019 to 4/30/2019

Selection Criteria: Fund = 3650, 3652, 3653

Layout Options: Summarized By = Fund, LineItemAccount; Page Break At = Fund

Fund 3650 -- Montecito Fire Protection Dist

Post On	Document	Vendor/Employee Name	Description	Hours	Amount
DEPOSITS					
Line Item Account 6600 -- Health Insurance Contrib					
03/01/2019	CLM - 0525868	LINCOLN NATIONAL LIFE INS	Life Insurance, February 2019	0.00	767.80
03/01/2019	CLM - 0525868	LINCOLN NATIONAL LIFE INS	Life Insurance, January 2019	0.00	767.80
03/01/2019	CLM - 0525868	LINCOLN NATIONAL LIFE INS	Life Insurance, March 2019	0.00	438.04
03/01/2019	CLM - 0525873	DELTA DENTAL	Dental insurance - March 2018	0.00	12,822.13
03/01/2019	CLM - 0525881	CALIFORNIA PUBLIC EMPLOYEES RETIREMENT SYSTEM	Health Benefits, March 2019	0.00	142,444.14
03/01/2019	MIC - 0118955	Vision Service Plan-CA	Vision insurance - active, March 2019	0.00	1,626.50
03/01/2019	MIC - 0118955	Vision Service Plan-CA	Vision insurance - retirees, March 2019	0.00	1,528.91
03/06/2019	CLM - 0526433	WAGEWORKS INC	FSA administrative fee, February 2019	0.00	131.75
04/01/2019	CLM - 0529515	DELTA DENTAL	Dental insurance, April 2019	0.00	12,822.13
04/01/2019	CLM - 0529602	LINCOLN NATIONAL LIFE INS	Life Insurance, April 2019	0.00	707.41
04/01/2019	CLM - 0529869	CALIFORNIA PUBLIC EMPLOYEES RETIREMENT SYSTEM	Health Benefits, April 2019	0.00	141,668.36
04/01/2019	MIC - 0120108	Vision Service Plan-CA	Vision insurance - active, April 2019	0.00	1,008.43
04/01/2019	MIC - 0120108	Vision Service Plan-CA	Vision insurance - retirees, April 2019	0.00	2,049.39
04/15/2019	CLM - 0531438	WAGEWORKS INC	FSA administrative fee, March 2019	0.00	102.00
Total Health Insurance Contrib				0.00	318,884.79
Line Item Account 6700 -- Unemployment Ins Contribution					
03/01/2019	EFC - 0023167	STATE/FEDERAL TAXES & DIRECT DEPOSITS	Montecito Fire Payroll SUI Taxes, 3/1/19	0.00	41.15
03/15/2019	EFC - 0023309	STATE/FEDERAL TAXES & DIRECT DEPOSITS	Montecito Fire Payroll SUI Taxes, 3/15/19	0.00	-1.00
04/01/2019	EFC - 0023450	STATE/FEDERAL TAXES & DIRECT DEPOSITS	Montecito Fire Payroll SUI Taxes, 4/1/19	0.00	34.18
04/16/2019	EFC - 0023481	STATE/FEDERAL TAXES & DIRECT DEPOSITS	Montecito Fire Payroll SUI Taxes, 4/16/19	0.00	-1.00
Total Unemployment Ins Contribution				0.00	73.33

Cost Transactions

From 3/1/2019 to 4/30/2019

Selection Criteria: Fund = 3650, 3652, 3653

Layout Options: Summarized By = Fund, LineItemAccount; Page Break At = Fund

Fund 3650 -- Montecito Fire Protection Dist

Post On	Document	Vendor/Employee Name	Description	Hours	Amount
Line Item Account 7030 -- Clothing and Personal					
03/20/2019	CLM - 0528585	US BANK CORPORATE PAYMENT SYSTEM	Uniform bugles	0.00	419.20
03/29/2019	CLM - 0529899	ADVANCE MARKING SYSTEMS	Passport name tags: (12)	0.00	21.19
03/31/2019	AUT - SUTAXJE		SUTAX JE - March 2019	0.00	57.12
04/03/2019	CLM - 0530548	US BANK CORPORATE PAYMENT SYSTEM	PPE: Safety gear - waders (3)	0.00	72.61
04/16/2019	CLM - 0531502	ALLSTAR FIRE EQUIPMENT INC	PPE: New hires and replacements	0.00	8,823.50
04/22/2019	DJE - 0116698		SDRMA reimb. for purchasing protection equipment	0.00	-1,000.00
04/26/2019	CLM - 0533744	ADVANCE MARKING SYSTEMS	Passport name tags: (40)	0.00	58.99
04/26/2019	CLM - 0533747	ALLSTAR FIRE EQUIPMENT INC	PPE: Fire Helmets, New hires and replacements	0.00	3,077.15
04/26/2019	CLM - 0533891	TURNOUT MAINTENANCE CO LLC	Turnout repairs	0.00	291.50
04/30/2019	CLM - 0533690	SANTA BARBARA TROPHY	Name badges (5), name badge paint fill (4)	0.00	78.30
			Total Clothing and Personal	0.00	11,899.56

Line Item Account 7050 -- Communications

03/05/2019	CLM - 0526211	SATCOM GLOBAL INC	Satellite phone charges	0.00	153.90
03/06/2019	CLM - 0526517	SPRINT	E92 Sim cards for MDC, 1/26-2/25/2019	0.00	75.98
03/06/2019	MIC - 0119122	TURN WIRELESS	Redundant internet Station 1: April 2019	0.00	88.25
03/06/2019	MIC - 0119122	TURN WIRELESS	Redundant internet Station 2: April 2019	0.00	88.25
03/06/2019	MIC - 0119159	FRONTIER	209/097-2953.0	0.00	662.19
03/06/2019	MIC - 0119159	FRONTIER	209/111-1529.0	0.00	139.20
03/06/2019	MIC - 0119159	FRONTIER	805-565-9618	0.00	65.38
03/06/2019	MIC - 0119159	FRONTIER	805-969-0318	0.00	68.06
03/06/2019	MIC - 0119159	FRONTIER	Circuit ID: 05/RTNB/002320	0.00	45.82
03/06/2019	MIC - 0119159	FRONTIER	Circuit ID: 05/RTNB/655155	0.00	45.82
03/06/2019	MIC - 0119159	FRONTIER	Circuit ID: 05/RTNB/974343	0.00	45.82
03/06/2019	MIC - 0119159	FRONTIER	Circuit ID: 05/RTNB/974365	0.00	45.82
03/06/2019	MIC - 0119159	FRONTIER	Circuit ID: 11/RTNB/566142	0.00	114.64
03/06/2019	MIC - 0119159	FRONTIER	Circuit ID: 20/PLNB/200447	0.00	45.82
03/12/2019	CLM - 0527593	COX COMMUNICATIONS - BUSINESS	CAD connectivity & Internet	0.00	2,747.19

Cost Transactions

From 3/1/2019 to 4/30/2019

Selection Criteria: Fund = 3650, 3652, 3653

Layout Options: Summarized By = Fund, LineItemAccount; Page Break At = Fund

Fund 3650 -- Montecito Fire Protection Dist

Post On	Document	Vendor/Employee Name	Description	Hours	Amount
03/13/2019	CLM - 0527594	IMPULSE INTERNET SERVICES	Phone services, 3/25-4/24/19	0.00	1,883.97
03/20/2019	CLM - 0528585	US BANK CORPORATE PAYMENT SYSTEM	Repair to iPad keyboard	0.00	9.99
03/28/2019	CLM - 0529518	VERIZON WIRELESS	Wireless service, 2/14-3/13/19	0.00	2,554.19
04/02/2019	CLM - 0530231	SPRINT	E92 Sim cards for MDC, 2/26-3/25/19	0.00	75.98
04/02/2019	MIC - 0120186	FRONTIER	209/097-2953.0	0.00	662.19
04/02/2019	MIC - 0120186	FRONTIER	209/111-1529.0	0.00	343.39
04/02/2019	MIC - 0120186	FRONTIER	805-565-9618	0.00	65.38
04/02/2019	MIC - 0120186	FRONTIER	805-969-0318	0.00	68.09
04/02/2019	MIC - 0120186	FRONTIER	Circuit ID: 05/RTNB/002320	0.00	45.82
04/02/2019	MIC - 0120186	FRONTIER	Circuit ID: 05/RTNB/655155	0.00	45.82
04/02/2019	MIC - 0120186	FRONTIER	Circuit ID: 05/RTNB/974343	0.00	45.82
04/02/2019	MIC - 0120186	FRONTIER	Circuit ID: 05/RTNB/974365	0.00	45.82
04/02/2019	MIC - 0120186	FRONTIER	Circuit ID: 11/RTNB/566142	0.00	318.83
04/02/2019	MIC - 0120186	FRONTIER	Circuit ID: 20/PLNB/200447	0.00	45.82
04/05/2019	CLM - 0530909	SATCOM GLOBAL INC	Satellite phone charges	0.00	153.19
04/05/2019	MIC - 0120377	TURN WIRELESS	Redundant internet Station 1: May 2019	0.00	88.25
04/05/2019	MIC - 0120377	TURN WIRELESS	Redundant internet Station 2: May 2019	0.00	88.25
04/16/2019	CLM - 0531443	IMPULSE INTERNET SERVICES	Phone services, 4/25-5/24/19	0.00	1,883.95
04/16/2019	CLM - 0531490	COX COMMUNICATIONS - BUSINESS	CAD connectivity & Internet	0.00	2,747.36
04/19/2019	JE - 0185025		Billing for IT services for microwave link	0.00	720.75
04/26/2019	CLM - 0533880	VERIZON WIRELESS	Wireless service, 3/14-4/13/19	0.00	2,531.97
Total Communications				0.00	18,856.97
Line Item Account 7060 -- Food					
03/20/2019	CLM - 0528585	US BANK CORPORATE PAYMENT SYSTEM	Meals for MFD, Front #1 Pre-position	0.00	569.28
03/20/2019	CLM - 0528585	US BANK CORPORATE PAYMENT SYSTEM	Meals for XSB IMT3, Front #1 Pre-position	0.00	5,584.00
04/03/2019	CLM - 0530548	US BANK CORPORATE PAYMENT SYSTEM	Meals for MFD, Front #2 Pre-position	0.00	1,432.34

Cost Transactions

From 3/1/2019 to 4/30/2019

Selection Criteria: Fund = 3650, 3652, 3653

Layout Options: Summarized By = Fund, LineItemAccount; Page Break At = Fund

Fund 3650 -- Montecito Fire Protection Dist

Line	Item Account	Post On	Document	Vendor/Employee Name	Description	Total Food	Hours	Amount
	2070 -- Household Supplies							7,585.62
03/01/2019	JE - 0183949				Key duplication		0.00	3.05
03/01/2019	JE - 0183949				Trash/recycling for rental prop, July-Feb		0.00	843.28
03/05/2019	MIC - 0119047			MISSION UNIFORM SERVICE INC	Shop towels, Sta. 1		0.00	189.72
03/05/2019	MIC - 0119047			MISSION UNIFORM SERVICE INC	Shop towels, Sta. 2		0.00	284.58
03/06/2019	CLM - 0526716			VERITIV OPERATING COMPANY	Household supplies		0.00	576.37
03/12/2019	MIC - 0119380			READY REFRESH BY NESTLE	Bottled water, Sta. 1		0.00	249.59
03/12/2019	MIC - 0119380			READY REFRESH BY NESTLE	Bottled water, Sta. 2		0.00	74.87
03/12/2019	MIC - 0119461			MARBORG INDUSTRIES	Refuse disposal, Sta. 1		0.00	423.25
03/12/2019	MIC - 0119461			MARBORG INDUSTRIES	Refuse disposal, Sta. 2		0.00	159.82
03/20/2019	CLM - 0528585			US BANK CORPORATE PAYMENT SYSTEM	Household supplies and light bulbs		0.00	356.26
03/31/2019	AUT - SUTAXJE				SUTAX JE - March 2019		0.00	19.13
04/02/2019	MIC - 0120163			MISSION UNIFORM SERVICE INC	Shop towels, Sta. 1		0.00	175.32
04/02/2019	MIC - 0120163			MISSION UNIFORM SERVICE INC	Shop towels, Sta. 2		0.00	314.28
04/03/2019	CLM - 0530548			US BANK CORPORATE PAYMENT SYSTEM	Air filter for Dispatch dorm		0.00	89.98
04/16/2019	CLM - 0531337			Montecito Village Hardware	Plastic, sing traps, tape, bumpers		0.00	48.42
04/16/2019	CLM - 0531423			VERITIV OPERATING COMPANY	Household supplies		0.00	337.26
04/16/2019	CLM - 0531489			MARBORG INDUSTRIES	Refuse disposal, Sta. 1		0.00	423.25
04/16/2019	MIC - 0120532			READY REFRESH BY NESTLE	Bottled water, Sta. 1		0.00	269.57
04/16/2019	MIC - 0120532			READY REFRESH BY NESTLE	Bottled water, Sta. 2		0.00	91.85
					Total Household Supplies		0.00	4,929.85
Line	Item Account							
	7120 -- Equipment Maintenance							
03/06/2019	CLM - 0526428			CALIFORNIA HEALTH & SAFETY INC	Compressor Repair (4)		0.00	550.00
03/06/2019	CLM - 0526701			SANTA BARBARA LOCKSMITHS INC	P922 Ford Raptor camper shell keys		0.00	33.71
03/08/2019	CLM - 0526958			RUGGIERO PLUMBING	Sta 1 maintenance; sewer drain clogged		0.00	125.00
03/12/2019	CLM - 0527545			ROGER L FORTIER DBA RLF TRUCKING	Sand: 3/4 & 3/5/19		0.00	1,779.93

Cost Transactions

From 3/1/2019 to 4/30/2019

Selection Criteria: Fund = 3650, 3652, 3653

Layout Options: Summarized By = Fund, LineItemAccount; Page Break At = Fund

Fund 3650 -- Montecito Fire Protection Dist

Post On	Document	Vendor/Employee Name	Description	Hours	Amount
03/19/2019	CLM - 0528422	UNITED RENTALS NORTHWEST	Generator rental-2/21/19-3/21/19	0.00	2,270.64
03/22/2019	CLM - 0528824	Pauletto Electric	Water intrusion into elec. conduits: Basement	0.00	145.18
04/02/2019	CLM - 0530173	CALIFORNIA HEALTH & SAFETY INC	Hydrostatic testing (10 bottles)	0.00	700.00
04/03/2019	CLM - 0530548	US BANK CORPORATE PAYMENT SYSTEM	Vehicle spare keys	0.00	16.09
04/26/2019	CLM - 0533040	UNITED RENTALS NORTHWEST	Generator rental-3/21/19-4/18/19	0.00	2,270.64
04/26/2019	CLM - 0533883	SAFETY KLEEN CORP	Quarterly solvent tank maintenance	0.00	380.98
04/30/2019	CLM - 0533692	RUGGIERO PLUMBING	Water filters Station 1: Kitchen, office	0.00	230.00
			Total Equipment Maintenance	0.00	8,502.17
Line Item Account 7200 -- Structure & Ground Maintenance					
03/06/2019	CLM - 0526511	Peyton Scapes	Landscape maintenance	0.00	650.00
03/12/2019	CLM - 0527501	O'CONNOR PEST CONTROL-SB ACCTS	Termite-fumigation Station 1 purgola	0.00	600.00
03/12/2019	MIC - 0119341	Rayne Water Conditioning Santa Barbara	Soft water service - Sta. 1, semi-annual	0.00	638.98
03/12/2019	MIC - 0119341	Rayne Water Conditioning Santa Barbara	Soft water service - Sta. 2, semi-annual	0.00	287.89
03/25/2019	CLM - 0528791	INSIGHT ENVIRONMENTAL INC	Mold inspection: Dispatch	0.00	880.00
03/31/2019	AUT - SUTAXJE		SUTAX JE - March 2019	0.00	151.15
04/16/2019	CLM - 0531270	Peyton Scapes	Landscape maintenance	0.00	650.00
04/16/2019	CLM - 0531431	O'CONNOR PEST CONTROL-SB ACCTS	Quarterly pest control maint., Sta. 1	0.00	425.00
			Total Structure & Ground Maintenance	0.00	4,283.02
Line Item Account 7205 -- Fire Defense Zone					
03/06/2019	CLM - 0526424	ECO TREE WORKS	Fuel treatment network-West Mountain	0.00	2,150.00
03/06/2019	CLM - 0526424	ECO TREE WORKS	Neighborhood chipping- El Bosque	0.00	4,000.00
03/12/2019	CLM - 0527327	FREEDOM SIGNS	Neighborhood Roll-Off signs (8)	0.00	1,067.93
03/19/2019	CLM - 0528429	ECO TREE WORKS	Neighborhood chipping: Lower Romero	0.00	6,000.00
03/19/2019	CLM - 0528429	ECO TREE WORKS	Special Project: East Mountain Dr.	0.00	2,700.00
03/20/2019	CLM - 0528585	US BANK CORPORATE PAYMENT SYSTEM	A-frame signs for Prevention projects	0.00	641.88

Cost Transactions

From 3/1/2019 to 4/30/2019

Selection Criteria: Fund = 3650, 3652, 3653

Layout Options: Summarized By = Fund, LineItemAccount; Page Break At = Fund

Fund 3650 -- Montecito Fire Protection Dist

Post On	Document	Vendor/Employee Name	Description	Hours	Amount
03/25/2019	CLM - 0529380	FREEDOM SIGNS	Neighborhood Chipping Project signs (16)	0.00	3,496.01
03/28/2019	CLM - 0529516	ECO TREE WORKS	Fuel treatment network: 1088 E. Mountain	0.00	5,400.00
03/28/2019	CLM - 0529517	MCPHERSON TREE CARE INC	Fuel treatment network: W. Mountain	0.00	800.00
03/28/2019	CLM - 0529521	MARBORG INDUSTRIES	Neighborhood chipping roll-offs: El Bosque	0.00	480.62
03/29/2019	CLM - 0529862	MARBORG INDUSTRIES	Roll-Offs, Special project: Barker Pass	0.00	22.75
03/29/2019	MIC - 0120101	JANO PRINTING & MAILWORKS	Neighborhood chipping mailer: Alston & Chelham	0.00	476.92
03/29/2019	MIC - 0120101	JANO PRINTING & MAILWORKS	Neighborhood chipping mailer: Lower Romero	0.00	275.59
04/03/2019	CLM - 0530548	US BANK CORPORATE PAYMENT SYSTEM	Vegetation Regrowth Monitoring Project supplies	0.00	485.00
04/05/2019	CLM - 0530865	FIRESAFE SOLUTIONS	Roadside weed abatement: 7 streets	0.00	9,900.00
04/16/2019	CLM - 0531262	MCPHERSON TREE CARE INC	Hazard tree removal: East Mountain Dr	0.00	8,000.00
04/16/2019	CLM - 0531566	SB TREE CARE INC	Hazard tree removal: Summit Road	0.00	7,006.50
04/16/2019	CLM - 0531726	MCPHERSON TREE CARE INC	Fuel treatment network: Cima Del Mundo	0.00	9,500.00
04/16/2019	MIC - 0120561	MARBORG INDUSTRIES	Roll off, Lower Romero	0.00	703.82
04/23/2019	MIC - 0120619	ECO TREE WORKS	Fuel treatment network: East Mountain Drive	0.00	10,800.00
04/23/2019	MIC - 0120619	ECO TREE WORKS	Neighborhood chipping: Alston	0.00	2,000.00
04/23/2019	MIC - 0120619	ECO TREE WORKS	Special project: Barker Pass	0.00	4,350.00
04/26/2019	CLM - 0533902	MARBORG INDUSTRIES	Portable restroom, fuel treatment network	0.00	56.98
04/26/2019	CLM - 0533904	JANO PRINTING & MAILWORKS	Neighborhood chipping mailer final fee	0.00	736.66
04/29/2019	CLM - 0534239	MARBORG INDUSTRIES	Neighborhood chipping roll-offs: Chelham	0.00	434.77
04/30/2019	AUT - SUTAXJE		SUTAX JE - April 2019	0.00	21.83
			Total Fire Defense Zone	0.00	81,507.26
Line Item Account 7322 -- Consulting & Mgmt Fees					
03/01/2019	JE - 0183949		Rental property mgmt. fees, Feb	0.00	105.00
			Total Consulting & Mgmt Fees	0.00	105.00
Line Item Account 7324 -- Audit and Accounting Fees					
03/31/2019	JE - 0184146		FIN quarterly billing Q3, FY 18-19	0.00	3,113.50
			Total Audit and Accounting Fees	0.00	3,113.50

Cost Transactions

From 3/1/2019 to 4/30/2019

Selection Criteria: Fund = 3650, 3652, 3653

Layout Options: Summarized By = Fund, LineItemAccount; Page Break At = Fund

Fund 3650 -- Montecito Fire Protection Dist

Post On	Document	Vendor/Employee Name	Description	Hours	Amount
Line Item Account 7348 -- Instruments & Equip. < \$5000					
03/13/2019	CLM - 0527337	CMC RESCUE INC	Rope rescue equipment (budgeted)	0.00	4,790.57
			Total Instruments & Equip. < \$5000	0.00	4,790.57
Line Item Account 7363 -- Equipment Maintenance					
03/06/2019	CLM - 0526518	Kimball Midwest Corp	Parts for E-391	0.00	200.46
03/06/2019	CLM - 0526630	INTERSTATE BATTERIES OF SIERRA MADRE	Batteries: 915, stock for E-91 & E-92	0.00	832.32
03/06/2019	CLM - 0526642	BUNNIN	903 front floor mats	0.00	73.95
03/06/2019	CLM - 0526704	CALIFORNIA ELECTRIC SUPPLY	E-91 Inverter change install	0.00	113.48
03/12/2019	CLM - 0527357	Kimball Midwest Corp	Safety pins trailer 91	0.00	32.54
03/14/2019	MIC - 0119464	SOUTH COAST EMERGENCY VEHICLE SERVICE	Parts: E391	0.00	159.58
03/14/2019	MIC - 0119464	SOUTH COAST EMERGENCY VEHICLE SERVICE	Parts: E-391	0.00	179.87
03/14/2019	MIC - 0119464	SOUTH COAST EMERGENCY VEHICLE SERVICE	Parts: E-91	0.00	1,689.87
03/14/2019	MIC - 0119464	SOUTH COAST EMERGENCY VEHICLE SERVICE	Parts: E-92	0.00	521.48
03/14/2019	MIC - 0119464	SOUTH COAST EMERGENCY VEHICLE SERVICE	Windshield: E-92	0.00	3,325.53
03/15/2019	MIC - 0119471	VELOCITY TRUCK CENTER VENTURA COUNTY	Parts: E-391	0.00	22.93
03/15/2019	MIC - 0119471	VELOCITY TRUCK CENTER VENTURA COUNTY	Parts: OES	0.00	109.23
03/15/2019	MIC - 0119471	VELOCITY TRUCK CENTER VENTURA COUNTY	Windshield tinted: E-391	0.00	320.61
03/19/2019	CLM - 0528431	BUNNIN	Parts: 912	0.00	94.37
03/22/2019	MIC - 0119783	SM TIRE	E-91: Labor to mount rear tires	0.00	228.81
03/22/2019	MIC - 0119783	SM TIRE	E-92: Rear tires	0.00	1,755.73
03/27/2019	CLM - 0528805	SOUTH COAST EMERGENCY VEHICLE SERVICE	E-91: Cab jack pump & motor assembly	0.00	1,114.67
03/29/2019	CLM - 0529863	AMSOIL INC	Oil supplies for smaller vehicle maintenance	0.00	184.26
03/29/2019	MIC - 0120111	SOUTH COAST EMERGENCY	E-391: Intake relief valve	0.00	644.33



Cost Transactions

From 3/1/2019 to 4/30/2019

Selection Criteria: Fund = 3650, 3652, 3653

Layout Options: Summarized By = Fund, LineItemAccount; Page Break At = Fund

Fund 3650 -- Montecito Fire Protection Dist

Post On	Document	Vendor/Employee Name	Description	Hours	Amount
03/29/2019	MIC - 0120111	VEHICLE SERVICE SOUTH COAST EMERGENCY VEHICLE SERVICE	E-91: Lock D handle	0.00	107.82
03/29/2019	MIC - 0120111	SOUTH COAST EMERGENCY VEHICLE SERVICE	E-92: Parking brake valve	0.00	65.12
03/29/2019	MIC - 0120111	SOUTH COAST EMERGENCY VEHICLE SERVICE	E-92: Seat Belt	0.00	246.82
03/29/2019	MIC - 0120113	BUNNIN	900: Left front head light assembly	0.00	708.16
03/29/2019	MIC - 0120113	BUNNIN	912: Reprogram window module	0.00	80.00
03/29/2019	MIC - 0120113	BUNNIN	R-91: 8 engine glow plugs	0.00	260.13
03/29/2019	MIC - 0120113	BUNNIN	U-93: Fuel tank pressure sensor	0.00	58.56
03/31/2019	AUT - SUTAXJE		SUTAX JE - March 2019	0.00	9.27
04/02/2019	CLM - 0530130	HUGO'S AUTO DETAILING	Car wash service, March 2019	0.00	250.00
04/03/2019	CLM - 0530548	US BANK CORPORATE PAYMENT SYSTEM	Bendix remote diagnostic unit, E91	0.00	247.39
04/03/2019	CLM - 0530548	US BANK CORPORATE PAYMENT SYSTEM	Labor to install new front windshield, E391	0.00	300.00
04/03/2019	CLM - 0530548	US BANK CORPORATE PAYMENT SYSTEM	Mechanic shop supplies	0.00	61.69
04/03/2019	CLM - 0530548	US BANK CORPORATE PAYMENT SYSTEM	Repair 2 seats, OES 317	0.00	390.40
04/03/2019	CLM - 0530548	US BANK CORPORATE PAYMENT SYSTEM	Repair seat bracket and cab latch part, E93	0.00	372.18
04/05/2019	MIC - 0120356	Larry's 8-day Auto Parts	E92: perimeter lights	0.00	17.20
04/05/2019	MIC - 0120356	Larry's 8-day Auto Parts	Returned parts	0.00	-60.58
04/05/2019	MIC - 0120356	Larry's 8-day Auto Parts	Service parts: Station 2 generator	0.00	153.04
04/05/2019	MIC - 0120356	Larry's 8-day Auto Parts	U94: AC Belts	0.00	72.55
04/05/2019	MIC - 0120356	Larry's 8-day Auto Parts	U94: service parts	0.00	255.86
04/05/2019	MIC - 0120356	Larry's 8-day Auto Parts	U94: Throttle Body	0.00	199.91
04/24/2019	CLM - 0532902	AMSOIL INC	Oil for smaller vehicles	0.00	184.26
04/24/2019	CLM - 0533041	CALIFORNIA ELECTRIC SUPPLY	Fuel tank repairs	0.00	49.73
04/26/2019	CLM - 0533046	BUNNIN	U94: Tire pressure sensors	0.00	297.11
04/26/2019	CLM - 0533741	HI-TECH EMERGENCY VEHICLE	E92: PTO reseal kit	0.00	71.52

Cost Transactions

From 3/1/2019 to 4/30/2019

Selection Criteria: Fund = 3650, 3652, 3653

Layout Options: Summarized By = Fund, LineItemAccount; Page Break At = Fund

Fund 3650 -- Montecito Fire Protection Dist

Post On	Document	Vendor/Employee Name	Description	Hours	Amount
04/26/2019	CLM - 0533767	SERVICE INC VILLAGE AUTOMOTIVE REPAIR INC	U94: Install 4 tire sensors	0.00	112.00
04/26/2019	CLM - 0533850	BUNNIN	Repair U94	0.00	650.47
04/26/2019	CLM - 0533852	Kimball Midwest Corp	Shop supplies for all engines	0.00	929.32
04/26/2019	CLM - 0533854	CALIFORNIA ELECTRIC SUPPLY	Parts for E-92	0.00	165.91
04/26/2019	CLM - 0533868	JOHNSON EQUIPMENT CO	New E391: Mobile radio/lighting (Amend)	0.00	9,895.86
04/30/2019	CLM - 0533702	FREEDOM SIGNS	Truck lettering: E 91, new logo on doors	0.00	638.00
04/30/2019	CLM - 0533707	JOHNSON EQUIPMENT CO	P922: Lighting and radio install	0.00	10,859.02
			Total Equipment Maintenance	0.00	39,252.74
Line Item Account 7400 -- Medical, Dental and Lab					
03/06/2019	CLM - 0526685	PHYSIO CONTROL	Data plan for cardiac monitor modems	0.00	835.68
03/12/2019	CLM - 0527361	Life Assist Inc	Patient medical supplies	0.00	1,428.92
03/28/2019	MIC - 0120043	Life Assist Inc	Patient medical supplies	0.00	831.47
			Total Medical, Dental and Lab	0.00	3,096.07
Line Item Account 7430 -- Memberships					
03/20/2019	CLM - 0528585	US BANK CORPORATE PAYMENT SYSTEM	Int'l Assoc of Fire Chiefs: K. Taylor, 2019	0.00	285.00
03/20/2019	CLM - 0528585	US BANK CORPORATE PAYMENT SYSTEM	NFPA Code membership: MFPD, 1 year	0.00	1,575.00
			Total Memberships	0.00	1,860.00
Line Item Account 7450 -- Office Expense					
03/06/2019	CLM - 0526633	STAPLES BUSINESS CREDIT	Annual membership fee	0.00	322.17
03/06/2019	CLM - 0526633	STAPLES BUSINESS CREDIT	Office supplies	0.00	758.54
03/20/2019	CLM - 0528585	US BANK CORPORATE PAYMENT SYSTEM	Adobe Acrobat licenses and Wi-fi access point	0.00	425.85
03/20/2019	CLM - 0528585	US BANK CORPORATE PAYMENT SYSTEM	Business cards (3 sets) and map plotter paper	0.00	380.07
03/20/2019	CLM - 0528585	US BANK CORPORATE PAYMENT SYSTEM	CalCard admin fees	0.00	100.39
03/20/2019	CLM - 0528585	US BANK CORPORATE PAYMENT SYSTEM	MacBook Air, 903	0.00	1,961.41

Cost Transactions

From 3/1/2019 to 4/30/2019

Selection Criteria: Fund = 3650, 3652, 3653

Layout Options: Summarized By = Fund, LineItemAccount; Page Break At = Fund

Fund 3650 -- Montecito Fire Protection Dist

Post On	Document	Vendor/Employee Name	Description	Hours	Amount
03/21/2019	CLM - 0528810	SYSTEM SANTA BARBARA TROPHY	Mailbox name plate, name badge	0.00	17.94
03/31/2019	AUT - SUTAXJE		SUTAX JE - March 2019	0.00	19.47
04/02/2019	CLM - 0530134	STREAMLINE OFFICE SOLUTIONS INC	Office copier usage fee, 2/28-3/29/19	0.00	299.12
04/02/2019	CLM - 0530235	SHAUN P DAVIS	F. Lastname Reimb: CLASS/EVENT	0.00	295.22
04/03/2019	CLM - 0530548	US BANK CORPORATE PAYMENT SYSTEM	Asst Fire Marshal stamp, A. Broumand	0.00	87.90
04/03/2019	CLM - 0530548	US BANK CORPORATE PAYMENT SYSTEM	Computer monitors (2), loft and 921	0.00	300.44
04/03/2019	CLM - 0530548	US BANK CORPORATE PAYMENT SYSTEM	Cradlepoint power supply and incident supplies	0.00	87.73
04/03/2019	CLM - 0530548	US BANK CORPORATE PAYMENT SYSTEM	LA Times subscription	0.00	155.35
04/03/2019	CLM - 0530548	US BANK CORPORATE PAYMENT SYSTEM	Postage and shipping expenses	0.00	317.92
04/04/2019	MIC - 0120286	IRON MOUNTAIN	Shredding service, monthly fee	0.00	160.50
04/16/2019	CLM - 0531273	STAPLES BUSINESS CREDIT	Office supplies	0.00	400.69
04/24/2019	CLM - 0532769	The UPS Store	Montecito Fire Shipping Charges for Feb/Mar 2019	0.00	115.99
04/26/2019	CLM - 0533867	BOONE PRINTING & GRAPHICS	MFD notepads	0.00	89.53
			Total Office Expense	0.00	6,296.23
Line Item Account 7460 -- Professional & Special Service					
03/05/2019	MIC - 0119044	SANSUM CLINIC, OCCUPATIONAL MEDICINE	Employee physicals (5)	0.00	9,772.00
03/06/2019	CLM - 0526666	SANSUM CLINIC, OCCUPATIONAL MEDICINE	Employee physicals (5)	0.00	3,427.00
03/12/2019	CLM - 0527209	INFORMACO EMEND BILLING SERVICE	IT support, March 2019	0.00	4,600.00
03/12/2019	CLM - 0527334	GOVCONNECTION INC	2 yr rml Fullguard 24x7	0.00	497.46
03/13/2019	CLM - 0527549	SANSUM CLINIC, OCCUPATIONAL MEDICINE	Employee physical (1)	0.00	449.00
03/18/2019	CLM - 0528417	PRICE POSTEL & PARMA	Legal services, February 2019	0.00	3,216.00
03/19/2019	CLM - 0528419	SANSUM CLINIC, OCCUPATIONAL	Employee physicals (2)	0.00	1,729.00

Cost Transactions

From 3/1/2019 to 4/30/2019

Selection Criteria: Fund = 3650, 3652, 3653

Layout Options: Summarized By = Fund, LineItemAccount; Page Break At = Fund

Fund 3650 -- Montecito Fire Protection Dist

Post On	Document	Vendor/Employee Name	Description	Hours	Amount
03/21/2019	CLM - 0528794	MEDICINE GOVCONNECTION INC	2 yr mwl Fullguard 24x7 (2)	0.00	914.86
03/28/2019	CLM - 0529613	LIEBERT CASSIDY WHITMORE	Labor attorney fees, February 2019	0.00	667.00
03/28/2019	CLM - 0529641	JAMES GRISWOLD	EMT Instruction: Module IV & V	0.00	2,720.00
03/28/2019	CLM - 0529670	NORM KATZ PSY D	Pre-employment screening, 2 new hires	0.00	900.00
03/29/2019	CLM - 0529892	SANSUM CLINIC, OCCUPATIONAL MEDICINE	Employee physicals (3)	0.00	2,555.00
04/03/2019	CLM - 0530548	US BANK CORPORATE PAYMENT SYSTEM	Operational Area EMS training (cost-share)	0.00	1,000.00
04/05/2019	CLM - 0530903	JDL Mapping	Mapping services, March 2019	0.00	250.00
04/13/2019	CLM - 0531276	DEPARTMENT OF JUSTICE ACCOUNTING SERVICES	LiveScan fingerprint screening (1)	0.00	66.00
04/16/2019	MIC - 0120466	INFORMACO EMEND BILLING SERVICE	IT support, April 2019	0.00	4,600.00
04/16/2019	MIC - 0120466	INFORMACO EMEND BILLING SERVICE	IT support, Thomas fire project	0.00	480.00
04/24/2019	CLM - 0533015	PRICE POSTEL & PARMA	Legal services, March 2019	0.00	5,644.00
04/25/2019	CLM - 0533025	ROBERT D TENNEYCK	2018 Annual Report: development & design	0.00	14,500.00
04/26/2019	CLM - 0533044	SANSUM CLINIC, OCCUPATIONAL MEDICINE	Employee physicals: (3)	0.00	3,348.00
04/26/2019	CLM - 0533879	LIEBERT CASSIDY WHITMORE	Labor attorney fees, March 2019	0.00	1,131.00
04/30/2019	CLM - 0533711	NORM KATZ PSY D	Pre-employment screening, 1 new hire	0.00	450.00
			Total Professional & Special Service	0.00	62,916.32
Line Item Account 7507 -- ADP Payroll Fees					
03/01/2019	EFC - 0023066	ADP INC	ADP fees, 12/31/18 adjustment	0.00	95.00
03/07/2019	EFC - 0023123	ADP INC	ADP fees, 2018 W-2's	0.00	500.75
03/08/2019	EFC - 0023121	ADP INC	ADP fees, 2/28/19	0.00	298.03
03/22/2019	EFC - 0023255	ADP INC	ADP fees, 3/15/19	0.00	219.96
03/29/2019	EFC - 0023314	ADP INC	ADP fees, 2018 YE Amendment (N. Elmquist)	0.00	392.50
04/05/2019	EFC - 0023398	ADP INC	ADP fees, 3/31/19	0.00	291.31
04/19/2019	EFC - 0023525	ADP INC	ADP fees, 4/15/19	0.00	219.96

Cost Transactions

From 3/1/2019 to 4/30/2019

Selection Criteria: Fund = 3650, 3652, 3653

Layout Options: Summarized By = Fund, LineItemAccount; Page Break At = Fund

Fund 3650 -- Montecito Fire Protection Dist

Line Item Account	Post On	Document	Vendor/Employee Name	Description	Total ADP Payroll Fees	Hours	Amount
03/06/2019	CLM - 0526469	CLM - 0526469	MICHAEL R OLHISER	Fitness equipment maintenance Sta 1 & 2		0.00	300.00
03/06/2019	CLM - 0526503	CLM - 0526503	CALLBACK STAFFING SOLUTIONS LLC	Monthly support plan: March 2019		0.00	99.00
03/20/2019	CLM - 0528585	CLM - 0528585	US BANK CORPORATE PAYMENT SYSTEM	Cloud back-up server subscription, annual fee		0.00	399.75
03/20/2019	CLM - 0528585	CLM - 0528585	US BANK CORPORATE PAYMENT SYSTEM	Fax, server and phone apps, monthly fees		0.00	29.51
03/20/2019	CLM - 0528585	CLM - 0528585	US BANK CORPORATE PAYMENT SYSTEM	Fulcrum app subscription, January		0.00	668.80
03/28/2019	CLM - 0529633	CLM - 0529633	CALLBACK STAFFING SOLUTIONS LLC	Monthly support plan: Feb 2019		0.00	60.11
04/02/2019	CLM - 0530177	CLM - 0530177	CALLBACK STAFFING SOLUTIONS LLC	Monthly support plan: April 2019		0.00	99.00
04/03/2019	CLM - 0530548	CLM - 0530548	US BANK CORPORATE PAYMENT SYSTEM	Dropbox Business plan, 6 licenses		0.00	900.00
04/03/2019	CLM - 0530548	CLM - 0530548	US BANK CORPORATE PAYMENT SYSTEM	Fax, server and phone apps, monthly fees		0.00	29.93
04/03/2019	CLM - 0530548	CLM - 0530548	US BANK CORPORATE PAYMENT SYSTEM	Fulcrum app subscription, February		0.00	668.80
				Total Contractual Services		0.00	3,254.90
03/12/2019	CLM - 0527554	CLM - 0527554	SANTA BARBARA NEWS PRESS	Public notice: Ord 2019-01 amending sect 5a of FPP		0.00	906.36
				Total Publications & Legal Notices		0.00	906.36
04/15/2019	JE - 0179902	JE - 0179902		SB2557 Property Tax Admin Fee 2018/19 (7546)		0.00	244,640.00
				Total Administrative Expense		0.00	244,640.00
04/02/2019	MIC - 0120183	MIC - 0120183	Community Radio Inc	Gibraltar Space Rental-microwave dish		0.00	1,350.00
04/02/2019	MIC - 0120183	MIC - 0120183	Community Radio Inc	Gibraltar spc rental-microwave dish, Apr-June 2019		0.00	2,351.79

Cost Transactions

From 3/1/2019 to 4/30/2019

Selection Criteria: Fund = 3650, 3652, 3653

Layout Options: Summarized By = Fund, LineItemAccount; Page Break At = Fund

Fund 3650 -- Montecito Fire Protection Dist

Post On	Document	Vendor/Employee Name	Description	Hours	Amount
04/18/2019	WC - 0011333		CANCEL WARRANT	0.00	-1,001.79
			Total Rents/Leases-Structure	0.00	2,700.00
Line Item Account 7630 -- Small Tools & Instruments					
03/20/2019	CLM - 0528585	US BANK CORPORATE PAYMENT SYSTEM	Rotary saw repair part, Sq91	0.00	17.98
03/31/2019	AUT - SUTAXJE		SUTAX JE - March 2019	0.00	4.73
04/03/2019	CLM - 0530548	US BANK CORPORATE PAYMENT SYSTEM	BK relm radio repair	0.00	212.17
04/03/2019	CLM - 0530548	US BANK CORPORATE PAYMENT SYSTEM	Saw repair parts	0.00	108.16
			Total Small Tools & Instruments	0.00	343.04
Line Item Account 7650 -- Special Departmental Expense					
03/27/2019	JE - 0183282		IN0054368, FA0014308, Business Plan, Sta. 1	0.00	303.00
03/27/2019	JE - 0183282		IN0054409, FA0014438, Business Plan, Sta. 2	0.00	654.00
04/03/2019	CLM - 0530548	US BANK CORPORATE PAYMENT SYSTEM	Logistics for XSB IMT3, Front #2 Pre-position	0.00	25,492.71
04/26/2019	CLM - 0533028	ENTENMANN ROVIN CO	Badges: Retirees (3)	0.00	566.49
			Total Special Departmental Expense	0.00	27,016.20
Line Item Account 7671 -- Special Projects					
03/05/2019	CLM - 0526209	CREATIVE PRODUCT SOURCE INC	Pub Ed supplies	0.00	382.30
03/29/2019	CLM - 0529866	CREATIVE PRODUCT SOURCE INC	Pub Ed supplies: Coloring Tote (600)	0.00	1,083.58
03/31/2019	AUT - SUTAXJE		SUTAX JE - March 2019	0.00	33.45
04/30/2019	AUT - SUTAXJE		SUTAX JE - April 2019	0.00	83.98
			Total Special Projects	0.00	1,583.31
Line Item Account 7730 -- Transportation and Travel					
03/06/2019	CLM - 0526490	EAN SERVICES LLC	Rental car: Returning OES Engine	0.00	41.73
03/07/2019	CLM - 0526718	Jeff Villarreal	J. Villarreal Reimb: Returning OES engine to SAC	0.00	101.00
03/08/2019	CLM - 0526771	JESS MORAN	J. Moran Reimb: Inspect new E391/pick up P922	0.00	115.00
03/20/2019	CLM - 0528585	US BANK CORPORATE PAYMENT	Business meetings (9)	0.00	454.94



Cost Transactions

From 3/1/2019 to 4/30/2019

Selection Criteria: Fund = 3650, 3652, 3653

Layout Options: Summarized By = Fund, LineItemAccount; Page Break At = Fund

Fund 3650 -- Montecito Fire Protection Dist

Post On	Document	Vendor/Employee Name	Description	Hours	Amount
03/20/2019	CLM - 0528585	SYSTEM US BANK CORPORATE PAYMENT	J. Moran +3: Type 1 pre-build trip	0.00	404.21
03/20/2019	CLM - 0528585	SYSTEM US BANK CORPORATE PAYMENT	J. Moran: Type 3 final inspection trip	0.00	41.87
03/20/2019	CLM - 0528585	SYSTEM US BANK CORPORATE PAYMENT	K. Taylor: Wildland Urban Interface Conference	0.00	933.46
04/02/2019	CLM - 0530120	MICHAEL LEE	M. Lee Reimb: SBCSDA Meeting	0.00	40.00
04/03/2019	CLM - 0530548	SYSTEM US BANK CORPORATE PAYMENT	Business meetings (7)	0.00	585.58
04/03/2019	CLM - 0530548	SYSTEM US BANK CORPORATE PAYMENT	J. Moran: Trip to return OES engine to Sac	0.00	254.32
04/03/2019	CLM - 0530548	SYSTEM US BANK CORPORATE PAYMENT	K. Taylor/A. Widling: LCW Conference	0.00	1,316.60
04/03/2019	CLM - 0530548	SYSTEM US BANK CORPORATE PAYMENT	K. Taylor: CSDA Special District Admin study group	0.00	371.69
Total Transportation and Travel				0.00	4,660.40
Line Item Account 7731 -- Gasoline-Oil-Fuel					
03/12/2019	CLM - 0527351	McCormix Corporation	Diesel fuel, 3/5/19	0.00	1,014.03
03/20/2019	CLM - 0528585	SYSTEM US BANK CORPORATE PAYMENT	Gasoline charges	0.00	1,199.51
03/28/2019	MIC - 0120019	FUEL SMART	Gasoline charges, February 2019	0.00	566.83
03/28/2019	MIC - 0120019	FUEL SMART	Gasoline charges, January 2019	0.00	994.65
03/29/2019	CLM - 0529890	McCormix Corporation	Diesel fuel, 3/19/19	0.00	892.47
04/03/2019	CLM - 0530548	SYSTEM US BANK CORPORATE PAYMENT	Gasoline charges	0.00	1,838.69
04/05/2019	CLM - 0530888	FUEL SMART	Gasoline charges, March 2019	0.00	872.09
04/16/2019	CLM - 0531727	McCormix Corporation	Diesel fuel, 4/4/19	0.00	1,173.22
04/26/2019	CLM - 0533878	McCormix Corporation	Diesel fuel, 4/19/19	0.00	881.22
Total Gasoline-Oil-Fuel				0.00	9,432.71
Line Item Account 7732 -- Training					
03/07/2019	CLM - 0526726	DANIEL ARNOLD	D. Arnold Reimb: Company Officer 2A	0.00	371.04

Cost Transactions

From 3/1/2019 to 4/30/2019

Selection Criteria: Fund = 3650, 3652, 3653

Layout Options: Summarized By = Fund, LineItemAccount; Page Break At = Fund

Fund 3650 -- Montecito Fire Protection Dist

Post On	Document	Vendor/Employee Name	Description	Hours	Amount
03/11/2019	CLM - 0526732	DANIEL ARNOLD	D. Arnold Reimb: Company Officer 2B	0.00	350.00
03/11/2019	CLM - 0526740	SHAUN P DAVIS	S. Davis Reimb: Chief Officer 3D	0.00	1,015.63
03/11/2019	CLM - 0526949	DANIEL ARNOLD	D. Arnold Reimb: Hazmat IC	0.00	301.76
03/11/2019	CLM - 0526955	KEVIN FRENCH	K. French Reimb: Driver Operator 1A	0.00	872.18
03/13/2019	CLM - 0527330	DAVID JOHNSON	D. Johnson Reimb: S-290 Wildland fire behavior	0.00	530.24
03/19/2019	CLM - 0528416	WILLIAM WRENN	W. Wrenn Reimb: Instructor 1	0.00	350.00
03/20/2019	CLM - 0528585	US BANK CORPORATE PAYMENT SYSTEM	Chapman/Arnold/Galbraith: FIERO PPE Conference	0.00	3,127.96
03/20/2019	CLM - 0528585	US BANK CORPORATE PAYMENT SYSTEM	J. Moran: CA Fire Mechanics Academy	0.00	550.00
03/26/2019	CLM - 0528786	DANIEL ARNOLD	D. Arnold Reimb: Instructor 1	0.00	350.00
03/27/2019	CLM - 0528776	JERED WALBERG	J. Walberg Reimb: Operator 1A	0.00	996.48
03/28/2019	CLM - 0529639	RYLAND MCCracken	R. McCracken Reimb: EMS Update	0.00	64.96
04/02/2019	CLM - 0530223	SANTA BARBARA COTTAGE HOSPITAL	Active Shooter Presentation: Margerie Luke Theater	0.00	400.00
04/02/2019	CLM - 0530242	BRANDON BENNEWATE	B. Bennewate Reimb: Technical Search Specialist	0.00	1,310.86
04/02/2019	CLM - 0530245	MAEVE JUAREZ	M. Juarez Reimb: S-420 Command & General Staff	0.00	920.00
04/03/2019	CLM - 0530548	US BANK CORPORATE PAYMENT SYSTEM	A. Widling: Firehouse World registration (LA)	0.00	469.00
04/03/2019	CLM - 0530548	US BANK CORPORATE PAYMENT SYSTEM	A. Widling: RTF Workgroup meeting (Sac)	0.00	107.35
04/05/2019	CLM - 0530921	JERED WALBERG	J. Walberg Reimb: Operator 1B	0.00	1,005.56
04/05/2019	CLM - 0530941	ROBERT GALBRAITH	R. Galbraith Reimb: FIERO PPE Symposium	0.00	161.00
04/05/2019	CLM - 0530944	DANIEL ARNOLD	D. Arnold Reimb: FIERO PPE Symposium	0.00	161.00
04/05/2019	CLM - 0530945	SCOTT CHAPMAN	S. Chapman Reimb: FIERO PPE Symposium	0.00	1,125.92
04/16/2019	CLM - 0531285	HAYWARD LUMBER COMPANY SB	Shift USAR Training	0.00	531.31
04/16/2019	CLM - 0531288	ANDREW RUPP	A. Rupp Reimb: S290	0.00	955.10
04/16/2019	CLM - 0532408	SCOTT CHAPMAN	S. Chapman Reimb: Columbia Southern FIR 4308	0.00	607.50
04/17/2019	CLM - 0531434	WILLIAM WRENN	W. Wrenn Reimb: Corona Auto extrication	0.00	1,180.30
04/26/2019	CLM - 0533885	LION TOTAL CARE INC	Rental turnouts for academy (5)	0.00	1,669.00
04/29/2019	CLM - 0533683	ACROSS THE STREET PRODUCTIONS	Blue Card on-line training: (6)	0.00	2,079.00

Cost Transactions

From 3/1/2019 to 4/30/2019

Selection Criteria: Fund = 3650, 3652, 3653

Layout Options: Summarized By = Fund, LineItemAccount; Page Break At = Fund

Fund 3650 -- Montecito Fire Protection Dist

Post On	Document	Vendor/Employee Name	Description	Hours	Amount
04/30/2019	AUT - SUTAXJE		SUTAX JE - April 2019	0.00	4.89
			Total Training	0.00	21,568.04
Line Item Account 7760 -- Utilities					
03/01/2019	JE - 0183949		Water/sewer for rental prop, Nov-Feb	0.00	315.06
03/06/2019	CLM - 0526520	THE GAS COMPANY	Gas service establishment: 1259 E Valley Rd	0.00	25.16
03/08/2019	MIC - 0119256	MONTECITO WATER DISTRICT	Water service, Sta. 1	0.00	275.24
03/08/2019	MIC - 0119256	MONTECITO WATER DISTRICT	Water service, Sta. 2	0.00	249.11
03/19/2019	CLM - 0528428	SOUTHERN CALIFORNIA EDISON	Electricity service, Sta. 1 & 2	0.00	1,736.10
03/22/2019	MIC - 0119682	THE GAS COMPANY	Gas service, Sta. 1 - 03/07/19	0.00	224.15
03/22/2019	MIC - 0119682	THE GAS COMPANY	Gas service, Sta. 2 - 03/07/19	0.00	203.54
04/16/2019	MIC - 0120452	MONTECITO WATER DISTRICT	Water service, Sta. 1	0.00	256.38
04/16/2019	MIC - 0120452	MONTECITO WATER DISTRICT	Water service, Sta. 2	0.00	238.60
04/24/2019	CLM - 0533047	SOUTHERN CALIFORNIA EDISON	Electricity service, Sta. 1 & 2	0.00	1,476.93
04/26/2019	MIC - 0121017	THE GAS COMPANY	Gas service, Sta. 1 - 04/05/19	0.00	102.71
04/26/2019	MIC - 0121017	THE GAS COMPANY	Gas service, Sta. 2 - 04/05/19	0.00	115.03
			Total Utilities	0.00	5,218.01
Line Item Account 8300 -- Equipment					
04/29/2019	CLM - 0533685	BESTWAY LAUNDRY SOLUTIONS	Turnouts extractor & dryer deposit (Budget Amend)	0.00	5,076.96
04/29/2019	CLM - 0534213	REAL TIME NETWORKS INC	Deposit: EMS Vending Machine (Budget Amend)	0.00	6,927.50
			Total Equipment	0.00	12,004.46
			Total Montecito Fire Protection Dist	0.00	2,564,631.70

Cost Transactions

From 3/1/2019 to 4/30/2019

Selection Criteria: Fund = 3650, 3652, 3653

Layout Options: Summarized By = Fund, LineItemAccount; Page Break At = Fund

Fund 3652 -- Montecito Fire Cap Outlay Res

Line	Post On	Item Account	Document	Vendor/Employee Name	Description	Hours	Amount
		8300 -- Equipment					
03/04/2019		WC - 0011207			CANCEL WARRANT	0.00	-795,030.00
03/08/2019		EFC - 0023124		SOUTH COAST FIRE EQUIPMENT	E91: Pierce Type 1 Engine Pre-Payment (budgeted)	0.00	795,030.00
Total Equipment						0.00	0.00
Total Montecito Fire Cap Outlay Res						0.00	0.00

Financial Trend

As of: 4/30/2019
Accounting Period: CLOSED

Selection Criteria: Fund = 3650

Layout Options: Summarized By = Fund, LineItemAccount; Page Break At = Fund; Columns = 3yr

Fund 3650 -- Montecito Fire Protection Dist

Line Item Account	4/30/2017 Year-To-Date Actual	4/30/2018 Year-To-Date Actual	4/30/2019 Year-To-Date Actual
Revenues			
Taxes			
3010 -- Property Tax-Current Secured	14,816,749.47	15,582,340.36	15,727,006.52
3011 -- Property Tax-Unitary	-373.20	-332.64	-252.10
3015 -- PT PY Corr/Escapes Secured	0.00	6,091.88	551.53
3020 -- Property Tax-Current Unsecd	649,991.63	760,810.99	567,821.33
3023 -- PT PY Corr/Escapes Unsecured	0.00	10,700.15	2,834.18
3040 -- Property Tax-Prior Secured	21,864.61	-762.66	61.95
3050 -- Property Tax-Prior Unsecured	0.00	2,797.88	-6,491.45
3054 -- Supplemental Pty Tax-Current	0.00	58,296.85	-12,381.14
3056 -- Supplemental Pty Tax-Prior	0.00	134.94	2,070.03
Taxes	15,488,232.51	16,420,077.75	16,281,220.85
Fines, Forfeitures, and Penalties			
3057 -- PT-506 Int, 480 CLOS/CIC Pen	0.00	16,939.56	-4,266.11
Fines, Forfeitures, and Penalties	0.00	16,939.56	-4,266.11
Use of Money and Property			
3380 -- Interest Income	19,082.89	38,204.68	108,032.47
3381 -- Unrealized Gain/Loss Invstmnts	-20,518.80	-14,609.68	59,519.39
3409 -- Other Rental of Bldgs and Land	39,195.00	11,347.00	1,290.00
Use of Money and Property	37,759.09	34,942.00	168,841.86
Intergovernmental Revenue-State			
3750 -- State-Emergency Assistance	458,072.32	478,533.41	934,583.47
4160 -- State Aid for Disaster	0.00	0.00	1,858,865.01
4220 -- Homeowners Property Tax Relief	70,221.05	71,087.83	67,604.56
Intergovernmental Revenue-State	528,293.37	549,621.24	2,861,053.04

Financial Trend

As of: 4/30/2019
Accounting Period: CLOSED

Selection Criteria: Fund = 3650

Layout Options: Summarized By = Fund, LineItemAccount; Page Break At = Fund; Columns = 3yr

Fund 3650 -- Montecito Fire Protection Dist

Line Item Account	4/30/2017 Year-To-Date Actual	4/30/2018 Year-To-Date Actual	4/30/2019 Year-To-Date Actual
Intergovernmental Revenue-Federal			
4476 -- Federal Emergency Assistance	559,221.08	867,007.10	283,623.74
4610 -- Federal Aid for Disaster	0.00	0.00	4,669,969.00
Intergovernmental Revenue-Federal	559,221.08	867,007.10	4,953,592.74
Charges for Services			
5105 -- Reimb for District Services	114,462.73	143,537.98	147,083.17
Charges for Services	114,462.73	143,537.98	147,083.17
Miscellaneous Revenue			
5780 -- Insurance Proceeds & Recovery	0.00	0.00	34,867.69
5895 -- Other-Donations	100,000.00	104,319.22	300.00
5909 -- Other Miscellaneous Revenue	6,562.53	12,745.81	24,466.74
Miscellaneous Revenue	106,562.53	117,065.03	59,634.43
Revenues	16,834,531.31	18,149,190.66	24,467,159.98
Expenditures			
Salaries and Employee Benefits			
6100 -- Regular Salaries	5,532,317.27	6,679,344.98	6,704,945.74
6300 -- Overtime	116,780.38	41,738.09	70,415.68
6301 -- Overtime - Reimbursable	812,886.31	1,328,612.04	842,267.17
6310 -- Overtime - Constant Staffing	409,537.03	630,173.85	244,349.79
6400 -- Retirement Contribution	1,836,618.85	1,921,077.15	2,125,174.62
6450 -- Supp Retirement Contribution	0.00	1,030,000.00	0.00
6550 -- FICA/Medicare	95,150.97	123,804.98	110,163.36
6600 -- Health Insurance Contrib	1,494,626.14	1,460,345.59	1,561,206.64
6700 -- Unemployment Ins Contribution	6,082.26	6,991.55	5,948.51
6900 -- Workers Compensation	474,148.78	633,815.04	486,157.87
Salaries and Employee Benefits	10,778,147.99	13,855,903.27	12,150,629.38

Financial Trend

As of: 4/30/2019
Accounting Period: CLOSED

Selection Criteria: Fund = 3650

Layout Options: Summarized By = Fund, LineItemAccount; Page Break At = Fund; Columns = 3yr

Fund 3650 -- Montecito Fire Protection Dist

Line Item Account	4/30/2017 Year-To-Date Actual	4/30/2018 Year-To-Date Actual	4/30/2019 Year-To-Date Actual
Services and Supplies			
7030 -- Clothing and Personal	96,159.39	97,742.99	57,246.50
7050 -- Communications	64,347.00	98,204.26	98,824.80
7060 -- Food	1,904.71	15,695.33	8,030.63
7070 -- Household Supplies	30,401.31	27,881.06	22,498.00
7090 -- Insurance	25,661.93	26,537.00	32,017.00
7120 -- Equipment Maintenance	22,895.17	63,780.21	57,378.76
7200 -- Structure & Ground Maintenance	38,444.03	13,882.84	29,434.99
7205 -- Fire Defense Zone	131,449.89	109,566.36	153,024.85
7322 -- Consulting & Mgmt Fees	2,396.70	696.32	105.00
7324 -- Audit and Accounting Fees	21,276.00	20,640.75	17,378.50
7348 -- Instruments & Equip. < \$5000	35,160.80	32,491.67	18,527.63
7363 -- Equipment Maintenance	64,917.32	56,390.25	98,902.09
7400 -- Medical, Dental and Lab	40,503.20	25,531.30	25,003.80
7430 -- Memberships	11,731.00	8,632.00	13,465.45
7450 -- Office Expense	18,458.49	19,659.70	18,355.14
7460 -- Professional & Special Service	190,680.63	232,742.64	243,963.42
7507 -- ADP Payroll Fees	5,553.51	5,825.84	6,386.69
7510 -- Contractual Services	34,752.08	33,609.14	47,133.14
7530 -- Publications & Legal Notices	5,174.46	2,783.84	2,278.90
7546 -- Administrative Expense	238,346.00	221,362.00	244,640.00
7580 -- Rents/Leases-Structure	3,716.88	2,842.32	6,597.63
7630 -- Small Tools & Instruments	13,124.34	18,372.30	997.41
7650 -- Special Departmental Expense	17,211.17	34,764.73	73,486.81
7671 -- Special Projects	5,978.54	1,763.11	3,285.32
7730 -- Transportation and Travel	14,954.28	25,196.56	26,178.73
7731 -- Gasoline-Oil-Fuel	29,410.29	66,028.75	50,258.71
			18

Financial Trend

As of: 4/30/2019
Accounting Period: CLOSED

Selection Criteria: Fund = 3650

Layout Options: Summarized By = Fund, LineItemAccount; Page Break At = Fund; Columns = 3yr

Fund 3650 -- Montecito Fire Protection Dist

Line Item Account	4/30/2017 Year-To-Date Actual	4/30/2018 Year-To-Date Actual	4/30/2019 Year-To-Date Actual
7732 -- Training	41,312.25	47,718.40	52,154.83
7760 -- Utilities	38,325.99	39,300.06	41,013.65
Services and Supplies	1,244,247.36	1,349,641.73	1,448,568.38
Capital Assets			
8300 -- Equipment	111,592.14	83,615.00	73,456.54
Capital Assets	111,592.14	83,615.00	73,456.54
Expenditures	12,133,987.49	15,289,160.00	13,672,654.30
Other Financing Sources & Uses			
Other Financing Uses			
7901 -- Oper Trf (Out)	455,362.00	155,000.00	0.00
Other Financing Uses	455,362.00	155,000.00	0.00
Other Financing Sources & Uses	-455,362.00	-155,000.00	0.00
Changes to Fund Balances			
Decrease to Nonspendables			
9602 -- Receivables	0.00	22,032.00	0.00
Decrease to Nonspendables	0.00	22,032.00	0.00
Decrease to Restricted			
9797 -- Unrealized Gains	17,772.21	0.00	0.00
Decrease to Restricted	17,772.21	0.00	0.00
Increase to Nonspendables			
9602 -- Receivables	0.00	72,613.00	0.00
Increase to Nonspendables	0.00	72,613.00	0.00
Increase to Restricted			
9797 -- Unrealized Gains	0.00	0.00	2,826.94



Financial Trend

As of: 4/30/2019
Accounting Period: CLOSED

Selection Criteria: Fund = 3650

Layout Options: Summarized By = Fund, LineItemAccount; Page Break At = Fund; Columns = 3yr

Fund 3650 -- Montecito Fire Protection Dist

Line Item Account	4/30/2017 Year-To-Date Actual	4/30/2018 Year-To-Date Actual	4/30/2019 Year-To-Date Actual
Increase to Restricted	0.00	0.00	2,826.94
Changes to Fund Balances	17,772.21	-50,581.00	-2,826.94
Montecito Fire Protection Dist	4,262,954.03	2,654,449.66	10,791,678.74
Net Financial Impact	4,262,954.03	2,654,449.66	10,791,678.74

Expenditure Trend

As of: 4/30/2019
Accounting Period: CLOSED

Selection Criteria: Fund = 3650

Layout Options: Summarized By = Fund, LineItemAccount; Page Break At = Fund; Columns = 6mo, MTDActual

Fund 3650 -- Montecito Fire Protection Dist

Line Item Account	11/30/2018 Month-To-Date Actual	12/31/2018 Month-To-Date Actual	1/31/2019 Month-To-Date Actual	2/28/2019 Month-To-Date Actual	3/31/2019 Month-To-Date Actual	4/30/2019 Month-To-Date Actual
Expenditures						
Salaries and Employee Benefits						
6100 -- Regular Salaries	1,141,080.58	708,081.00	616,728.53	449,463.03	718,257.34	701,292.61
6300 -- Overtime	0.00	9,349.75	0.00	56,365.01	0.00	0.00
6301 -- Overtime - Reimbursable	0.00	0.00	0.00	140,032.20	0.00	0.00
6310 -- Overtime - Constant Staffing	0.00	13,142.25	0.00	129,723.83	0.00	0.00
6400 -- Retirement Contribution	114,733.98	113,421.95	135,828.89	104,559.02	106,680.39	104,920.92
6550 -- FICA/Medicare	16,840.06	10,494.61	6,651.34	11,074.48	10,039.78	10,142.72
6600 -- Health Insurance Contrib	153,594.11	154,919.35	173,757.46	144,733.17	160,527.07	158,357.72
6700 -- Unemployment Ins Contribution	107.16	125.00	5,536.34	-5.41	40.15	33.18
6900 -- Workers Compensation	0.00	-7,291.62	-4,861.08	-11,111.04	0.00	0.00
Total Salaries and Employee Benefits	1,426,355.89	1,002,242.29	933,641.48	1,024,834.29	995,544.73	974,747.15
Services and Supplies						
7030 -- Clothing and Personal	1,503.64	363.98	34.26	2,526.05	497.51	11,402.05
7050 -- Communications	12,846.68	8,631.48	8,776.15	8,813.43	8,880.29	9,976.68
7060 -- Food	0.00	238.87	0.00	33.52	6,153.28	1,432.34
7070 -- Household Supplies	3,792.71	1,081.12	2,988.27	1,485.02	3,179.92	1,749.93
7090 -- Insurance	0.00	0.00	0.00	0.00	0.00	0.00
7120 -- Equipment Maintenance	3,566.48	7,061.93	6,157.01	11,557.47	4,904.46	3,597.71
7200 -- Structure & Ground Maintenance	2,856.31	1,203.79	5,589.40	4,261.20	3,208.02	1,075.00
7205 -- Fire Defense Zone	10,546.00	9,414.60	15,686.87	29,531.62	27,511.70	53,995.56
7322 -- Consulting & Mgmt Fees	0.00	0.00	0.00	0.00	105.00	0.00
7324 -- Audit and Accounting Fees	8,038.00	3,113.50	0.00	0.00	3,113.50	0.00
7348 -- Instruments & Equip. < \$5000	0.00	1,323.48	681.36	1,018.69	4,790.57	0.00
7363 -- Equipment Maintenance	13,676.73	3,740.18	6,368.31	7,548.07	13,139.90	26,112.84
7400 -- Medical, Dental and Lab	436.95	1,129.71	0.00	5,282.68	3,096.07	0.00
7430 -- Memberships	300.00	0.00	0.00	0.00	1,860.00	0.00
7450 -- Office Expense	1,283.09	1,575.26	2,253.60	1,346.37	3,985.84	2,310.39

Expenditure Trend

As of: 4/30/2019
Accounting Period: CLOSED

Selection Criteria: Fund = 3650

Layout Options: Summarized By = Fund, LineItemAccount; Page Break At = Fund; Columns = 6mo, MTDActual

Fund 3650 -- Montecito Fire Protection Dist

Line Item Account	11/30/2018	12/31/2018	1/31/2019	2/28/2019	3/31/2019	4/30/2019
	Month-To-Date Actual	Month-To-Date Actual	Month-To-Date Actual	Month-To-Date Actual	Month-To-Date Actual	Month-To-Date Actual
7460 -- Professional & Special Service	27,999.79	17,602.00	20,267.00	26,956.00	31,447.32	31,469.00
7507 -- ADP Payroll Fees	339.35	548.79	562.96	854.38	1,506.24	511.27
7510 -- Contractual Services	363.84	4,421.26	10,765.02	2,233.56	1,557.17	1,697.73
7530 -- Publications & Legal Notices	43.68	812.76	419.38	0.00	906.36	0.00
7546 -- Administrative Expense	0.00	0.00	0.00	0.00	0.00	244,640.00
7580 -- Rents/Leases-Structure	0.00	0.00	1,001.79	0.00	0.00	2,700.00
7630 -- Small Tools & Instruments	0.00	0.00	191.55	462.82	22.71	320.33
7650 -- Special Departmental Expense	60.00	331.07	1,390.77	1,131.95	957.00	26,059.20
7671 -- Special Projects	0.00	0.00	0.00	0.00	1,499.33	83.98
7730 -- Transportation and Travel	5,789.30	2,719.48	2,016.06	3,645.12	2,092.21	2,568.19
7731 -- Gasoline-Oil-Fuel	7,017.26	4,771.60	4,166.38	4,470.18	4,667.49	4,765.22
7732 -- Training	10,720.24	5,484.96	2,780.51	2,665.01	8,880.25	12,687.79
7760 -- Utilities	2,400.77	8,639.96	2,518.06	8,729.69	3,028.36	2,189.65
Total Services and Supplies	113,580.82	84,209.78	94,614.71	124,552.83	140,990.50	441,344.86
Capital Assets						
8300 -- Equipment	0.00	15,310.00	0.00	0.00	0.00	12,004.46
Total Capital Assets	0.00	15,310.00	0.00	0.00	0.00	12,004.46
Total Expenditures	1,539,936.71	1,101,762.07	1,028,256.19	1,149,387.12	1,136,535.23	1,428,096.47
Other Financing Sources & Uses						
Other Financing Uses						
7901 -- Oper Trf (Out)	0.00	0.00	0.00	0.00	0.00	0.00
Total Other Financing Uses	0.00	0.00	0.00	0.00	0.00	0.00
Total Other Financing Sources & Uses	0.00	0.00	0.00	0.00	0.00	0.00

Expenditure Trend

As of: 4/30/2019
Accounting Period: CLOSED

Selection Criteria: Fund = 3650

Layout Options: Summarized By = Fund, LineItemAccount; Page Break At = Fund; Columns = 6mo, MTDActual

Fund 3650 -- Montecito Fire Protection Dist

Line Item Account	11/30/2018 Month-To-Date Actual	12/31/2018 Month-To-Date Actual	1/31/2019 Month-To-Date Actual	2/28/2019 Month-To-Date Actual	3/31/2019 Month-To-Date Actual	4/30/2019 Month-To-Date Actual
Changes to Fund Balances						
Changes to Restricted						
9797 -- Unrealized Gains	0.00	0.00	0.00	0.00	2,826.94	0.00
Total Changes to Restricted	0.00	0.00	0.00	0.00	2,826.94	0.00
Total Changes to Fund Balances	0.00	0.00	0.00	0.00	2,826.94	0.00
Total Montecito Fire Protection Dist	1,539,936.71	1,101,762.07	1,028,256.19	1,149,387.12	1,139,362.17	1,428,096.47
Total Report	1,539,936.71	1,101,762.07	1,028,256.19	1,149,387.12	1,139,362.17	1,428,096.47

**MONTECITO FIRE DEPARTMENT
FIRE ASSIGNMENTS BILLING DETAIL
FY 2018-19**

Fire Name, #	Period Covered		Invoice #	Invoice Date	Agency	Total Due	Date Received	Amount Received
	11/17-11/25/18	07/26-08/19/18						
Camp Fire US&R Assist, CA-OES-054807	11/17-11/25/18		O-20185330	01/24/19	CalOES	18,816.30		
Carr, CA-SHU-007808	07/26-08/19/18		U-20185327	02/12/19	CalOES	666,922.59	04/15/19	666,922.59
County, CA-LNU-009502	07/01-07/09/18		U-20180640	08/22/18	CalOES	21,764.62	01/02/19	21,764.62
Cranston, CA-BDF-0011390	07/25-07/29/18		F-20185061	09/25/18	USFS	55,383.17	02/13/19	55,383.17
Cranston, CA-BDF-0011390 (Reimb)	07/25-07/29/18		F-20186065	12/24/18	USFS	347.14	04/05/19	347.14
Cruces, CA-SBC-009203	07/18-07/19/18		U-20185352	10/19/18	CalOES	13,662.42	04/09/19	13,662.42
Delta, CA-SHF-001444	09/07-09/24/18		F-20185882	11/20/18	USFS	121,428.04	03/25/19	121,428.04
Donnell, CA-STF-001702	08/04-08/23/18		F-20185220	11/14/18	USFS	45,378.27		
Ferguson, CA-SNF-000745	07/09-08/05/18		F-20185439	10/17/18	USFS	63,558.92	02/13/19	63,554.48
Florence - NC (FEMA)	09/18-09/20/18		O-20185053	09/26/18	CalOES	15,548.80		
Florence - VA (FEMA)	09/12-09/18/18		O-20185042	09/26/18	CalOES	31,929.63		
Gorge, CA-SHU-008796	08/19-08/21/18		U-20185677	11/13/18	CalOES	42,934.98	03/01/19	42,934.97
Hill, CA-VNC-0090993	11/08-11/09/18		U-20185843	01/08/19	CalOES	15,911.89	05/06/19	15,911.89
Holiday, CA-SBC-008657	07/06-07/11/18		U-20180932	09/17/18	CalOES	75,087.98	01/25/19	75,087.98
Holiday, CA-SBC-008657	07/06-07/09/18		U-20180933	09/17/18	CalOES	6,005.33	01/25/19	6,005.33
Klamathon, CA-SKU-004641	07/05-07/10/18		U-20180818	09/05/18	CalOES	56,408.49	03/04/19	56,408.49
OES Pre-Position (7/6/18)	7/6/2018		O-20180207	09/17/18	CalOES	1,985.50	02/05/19	1,985.50
OES Pre-Position (7/24/18)	07/24-07/26/18		O-20185004	09/18/18	CalOES	23,198.85	02/01/19	23,198.85
OES Pre-Position (8/6/18)	08/06-08/07/18		O-20185008	09/21/18	CalOES	5,284.92	02/01/19	5,284.92
Ogilvy, CA-LPF-002476	09/01-09/06/18		F-20156040	12/11/18	USFS	42,910.91	04/15/19	42,910.91
Pawnee, CA-LNU-007002	07/01-07/05/18		U-20180350	08/06/18	CalOES	48,436.11	01/02/19	48,436.11
Woolsey, CA-VNC-091023	11/09-11/18/2018		U-20185983	01/16/19	CalOES	188,238.72	05/06/19	188,238.72
						\$ 1,561,143.58		\$ 1,449,466.13

ATTACHMENT

#B

**MONTECITO FIRE PROTECTION DISTRICT
PARS Post-Employment Benefits Trust**

OPEB Account

Month	Beginning Balance	Contributions	Earnings	Expenses	Ending Balance	1-M %
April 2018	11,004,414.29	-	1,268.33	4,684.16	11,000,998.46	0.01%
May 2018	11,000,998.46	-	114,259.72	4,682.55	11,110,575.63	1.04%
June 2018	11,110,575.63	-	17,815.68	4,727.43	11,123,663.88	0.16%
July 2018	11,123,663.88	-	200,839.35	4,728.00	11,319,775.23	1.81%
August 2018	11,319,775.23	-	160,157.83	4,793.21	11,475,139.85	1.41%
September 2018	11,475,139.85	-	(16,803.09)	4,844.64	11,453,492.12	-0.15%
October 2018	11,453,492.12	-	(566,517.98)	4,835.13	10,882,139.01	-4.95%
November 2018	10,882,139.01	-	151,422.06	4,640.03	11,028,921.04	1.39%
December 2018	11,028,921.04	-	(548,020.57)	4,676.48	10,476,223.99	-4.97%
January 2019	10,476,223.99	-	592,182.10	4,414.11	11,063,991.98	5.65%
February 2019	11,063,991.98	-	214,753.79	4,681.85	11,274,063.92	1.94%
March 2019	11,274,063.92	-	122,019.57	4,780.38	11,391,303.11	1.08%
Total		-	443,376.79	56,487.97		

Total Contributions to the Plan = 8,376,000

Total OPEB Liability as of 6/30/2017 = 11,973,770

PARS OPEB balance as of 6/30/2017 = 10,372,284

Net OPEB Liability at of 6/30/2017 = **1,601,486**

Pension Account

Month	Beginning Balance	Contributions	Earnings	Expenses	Ending Balance	1-M %
April 2018	1,817,876.93	-	(6,326.92)	770.53	1,810,779.48	-0.35%
May 2018	1,810,779.48	-	12,901.02	767.29	1,822,913.21	0.71%
June 2018	1,822,913.21	-	1,736.68	772.38	1,823,877.51	0.10%
July 2018	1,823,877.51	-	18,313.44	771.93	1,841,419.02	1.00%
August 2018	1,841,419.02	-	17,160.08	776.07	1,857,803.03	0.93%
September 2018	1,857,803.03	-	(5,205.89)	780.28	1,851,816.86	-0.28%
October 2018	1,851,816.86	-	(50,254.38)	777.54	1,800,784.94	-2.71%
November 2018	1,800,784.94	-	15,910.68	763.51	1,815,932.11	0.88%
December 2018	1,815,932.11	-	(35,062.95)	769.27	1,780,099.89	-1.93%
January 2019	1,780,099.89	-	66,388.47	769.15	1,845,719.21	3.73%
February 2019	1,845,719.21	-	22,117.18	783.49	1,867,052.90	1.20%
March 2019	1,867,052.90	-	23,456.01	789.43	1,889,719.48	1.26%
Total		-	81,133.42	9,290.87		

Total Contributions to the Plan = 1,800,000



MONTECITO FIRE PROTECTION DISTRICT
PARS Post-Employment Benefits Trust

Account Report for the Period
2/1/2019 to 2/28/2019

Stephen Hickman
 Fire Chief
 Montecito Fire Protection District
 595 San Ysidro Rd.
 Santa Barbara, CA 93108

Account Summary

Source	Beginning Balance as of 2/1/2019	Contributions	Earnings	Expenses	Distributions	Transfers	Ending Balance as of 2/28/2019
OPEB	\$11,063,991.98	\$0.00	\$214,753.79	\$4,681.85	\$0.00	\$0.00	\$11,274,063.92
PENSION	\$1,845,719.21	\$0.00	\$22,117.18	\$783.49	\$0.00	\$0.00	\$1,867,052.90
Totals	\$12,909,711.19	\$0.00	\$236,870.97	\$5,465.34	\$0.00	\$0.00	\$13,141,116.82

Investment Selection

Source

OPEB **Montecito Fire Protection District - OPEB**
 PENSION **Montecito Fire Protection District - PENSION**

Investment Objective

Source

OPEB Individual account based on Balanced HighMark PLUS. The dual goals of the Balanced Strategy are growth of principal and income. While dividend and interest income are an important component of the objective's total return, it is expected that capital appreciation will comprise a larger portion of the total return. The portfolio will be allocated between equity and fixed income investments.

PENSION Individual account based on Moderately Conservative HighMark PLUS. The dual goals of the Moderately Conservative Strategy are current income and moderate capital appreciation. The major portion of the assets is committed to income-producing securities. Market fluctuations should be expected.

Investment Return

Source	1-Month	3-Months	1-Year	Annualized Return			Plan's Inception Date
				3-Years	5-Years	10-Years	
OPEB	1.94%	2.35%	2.21%	9.72%	5.40%	-	1/19/2010
PENSION	1.20%	2.95%	3.14%	-	-	-	6/29/2017

Information as provided by US Bank, Trustee for PARS; Not FDIC Insured; No Bank Guarantee; May Lose Value

Past performance does not guarantee future results. Performance returns may not reflect the deduction of applicable fees, which could reduce returns. Information is deemed reliable but may be subject to change.

Investment Return: Annualized rate of return is the return on an investment over a period other than one year multiplied or divided to give a comparable one-year return.

Account balances are inclusive of Trust Administration, Trustee and Investment Management fees

MONTECITO FIRE PROTECTION DISTRICT
PARS Post-Employment Benefits TrustAccount Report for the Period
3/1/2019 to 3/31/2019Stephen Hickman
Fire Chief
Montecito Fire Protection District
595 San Ysidro Rd.
Santa Barbara, CA 93108**Account Summary**

Source	Beginning Balance as of 3/1/2019	Contributions	Earnings	Expenses	Distributions	Transfers	Ending Balance as of 3/31/2019
OPEB	\$11,274,063.92	\$0.00	\$122,019.57	\$4,780.38	\$0.00	\$0.00	\$11,391,303.11
PENSION	\$1,867,052.90	\$0.00	\$23,456.01	\$789.43	\$0.00	\$0.00	\$1,889,719.48
Totals	\$13,141,116.82	\$0.00	\$145,475.58	\$5,569.81	\$0.00	\$0.00	\$13,281,022.59

Investment Selection**Source**

OPEB	Montecito Fire Protection District - OPEB
PENSION	Montecito Fire Protection District - PENSION

Investment Objective**Source**

OPEB	Individual account based on Balanced HighMark PLUS. The dual goals of the Balanced Strategy are growth of principal and income. While dividend and interest income are an important component of the objective's total return, it is expected that capital appreciation will comprise a larger portion of the total return. The portfolio will be allocated between equity and fixed income investments.
PENSION	Individual account based on Moderately Conservative HighMark PLUS. The dual goals of the Moderately Conservative Strategy are current income and moderate capital appreciation. The major portion of the assets is committed to income-producing securities. Market fluctuations should be expected.

Investment Return

Source	1-Month	3-Months	1-Year	Annualized Return			Plan's Inception Date
				3-Years	5-Years	10-Years	
OPEB	1.08%	8.86%	4.02%	8.39%	5.70%	-	1/19/2010
PENSION	1.26%	6.30%	4.48%	-	-	-	6/29/2017

Information as provided by US Bank, Trustee for PARS; Not FDIC Insured; No Bank Guarantee; May Lose Value

Past performance does not guarantee future results. Performance returns may not reflect the deduction of applicable fees, which could reduce returns. Information is deemed reliable but may be subject to change.

Investment Return: Annualized rate of return is the return on an investment over a period other than one year multiplied or divided to give a comparable one-year return.

Account balances are inclusive of Trust Administration, Trustee and Investment Management fees

ATTACHMENT

#C

**MONTECITO FIRE PROTECTION DISTRICT
PRELIMINARY BUDGET DRAFT
FISCAL YEAR 2019-20**

FUND 3650 - GENERAL FUND					
<u>Account</u>	<u>Line Item Description</u>	<u>Strategic Plan Goal Ref.</u>	<u>Preliminary Budget FY 2019-20</u>	<u>Final Budget FY 2018-19</u>	<u>Increase/ (Decrease)</u>
REVENUES					
Taxes					
3010	Property Tax - Secured		16,827,000	14,723,000	2,104,000
3011	Property Tax - Unitary		147,000	144,700	2,300
3015	Property Tax - Escapes Secured		76,000	73,238	2,762
3020	Property Tax - Unsecured		675,000	705,255	(30,255)
3040	Property Tax - Prior Secured		22,000	21,033	967
3050	Property Tax - Prior Unsecured		186,000	5,850	180,150
3054	Supplemental Property Tax - Current		<u>373,000</u>	<u>183,935</u>	<u>189,065</u>
	Total Taxes Revenue		18,306,000	15,857,011	2,448,989
Use of Money and Property					
3380	Interest Income		100,000	20,000	80,000
3381	Unrealized Gain/Loss Invstmnts (County)		-	-	-
3409	Rental Property Income		<u>20,000</u>	<u>-</u>	<u>20,000</u>
	Total Use of Money and Property		120,000	20,000	100,000
Intergovernmental Revenue - State					
3750	State-Emergency Assistance (Fire Asgmt)		1,000,000	345,000	655,000
4160	State Aid for Disaster		660,000	-	660,000
4220	Homeowners Property Tax Relief		<u>78,000</u>	<u>82,610</u>	<u>(4,610)</u>
	Total Intergovernmental Revenue - State		1,738,000	427,610	1,310,390
Intergovernmental Revenue - Federal					
4476	Federal Emergency Assistance (Fire Asgmt)		500,000	140,000	360,000
4610	Federal Aid for Disaster		<u>233,500</u>	<u>-</u>	<u>233,500</u>
	Total Intergovernmental Revenue - Federal		733,500	140,000	593,500
Charges for Services					
5105	Reimbursement for District Services		202,500	198,595	3,905
	AMR First Response Payment	108,000	-	106,615	-
	CSFD Dispatch Services	94,500	-	91,980	-
	Total Charges for Services		202,500	198,595	3,905
Miscellaneous Revenue					
5769	State Reimbursements (911 phone system)		135,000	-	135,000
5909	Other Miscellaneous Revenue		7,500	7,500	-
	Westmont Payment	4,500	-	4,500	-
	Other	3,000	-	3,000	-
	Total Miscellaneous Revenue		142,500	7,500	135,000
	TOTAL GENERAL FUND REVENUES		<u>21,242,500</u>	<u>16,650,716</u>	<u>4,591,784</u>

MONTECITO FIRE PROTECTION DISTRICT
PRELIMINARY BUDGET DRAFT
FISCAL YEAR 2019-20

FUND 3650 - GENERAL FUND					
Account	Line Item Description	Strategic Plan Goal Ref.	Preliminary Budget FY 2019-20	Final Budget FY 2018-19	Increase/ (Decrease)
EXPENDITURES					
Salaries & Employee Benefits					
		7			
6100	Regular Salaries		8,961,100	7,937,225	1,023,875
	Salaries		8,603,600	7,740,600	
	Engineer/Inspector position		220,000	-	
	Auxiliaries/Director's Fees		37,500	46,625	
	Vacation Redemption Programs		100,000	150,000	
6300	Overtime		130,000	130,000	-
6301	Overtime - Fire Reimbursable		1,000,000	485,000	515,000
6310	Overtime - Constant Staffing		750,000	795,000	(45,000)
6400	Retirement Contributions		2,838,500	2,539,640	298,860
6450	Supp Retirement Contribution		1,000,000	-	1,000,000
6550	FICA/Medicare		165,700	134,325	31,375
6600	Insurance Contributions		2,199,100	1,962,500	236,600
	Health Insurance		1,917,400	1,714,440	
	Dental Insurance		230,000	198,390	
	Vision Insurance		38,400	36,555	
	Life Insurance		9,300	9,115	
	Employee Assistance Program		1,500	1,500	
	Flexible Spending Account Admin.		2,500	2,500	
6700	Unemployment Insurance		7,000	10,040	(3,040)
6900	Workers Compensation Insurance		500,000	625,000	(125,000)
	Total Salaries & Employee Benefits		17,551,400	14,618,730	2,932,670
Services & Supplies					
7030	Clothing and PPE	8	76,000	53,000	23,000
	Operational		45,000	12,000	
	Turnout sets		13,500	41,000	
	SCBA masks		10,000	-	
	Particulate hoods		7,500	-	
7050	Communications	4	125,000	99,500	25,500
	Operational		115,000	99,500	
	iPads (10) for Field Operations/MDCs		10,000	-	
7060	Food	7	2,500	2,500	-
7070	Household Supplies	6	59,000	30,250	28,750
	Operational		33,000	30,250	
	Mattresses for dorms (13)		26,000	-	
7090	Insurance: Liability/Auto/Prop.	2,6	33,000	31,000	2,000
7120	Equipment Maintenance	6	38,500	35,000	3,500
7200	Structure and Ground Maintenance	6	34,550	26,550	8,000
	Operational		31,550	26,550	
	Rental property		3,000	-	
7205	Fire Defense Zone (Hazard Mitigation)	1	250,000	236,000	14,000
7322	Consulting and Management Fees	1,6	2,000	3,350	(1,350)
7324	Audit and Accounting Fees	9	27,000	25,000	2,000

**MONTECITO FIRE PROTECTION DISTRICT
PRELIMINARY BUDGET DRAFT
FISCAL YEAR 2019-20**

FUND 3650 - GENERAL FUND					
Account	Line Item Description	Strategic Plan Goal Ref.	Preliminary Budget FY 2019-20	Final Budget FY 2018-19	Increase/ (Decrease)
7348	Instruments & Equip. < \$5,000		89,000	11,000	78,000
	Hose equipment and maintenance	4	6,000	6,000	
	Rope rescue equipment maintenance	4	5,000	5,000	
	Equipment for new Type 1 engine	4	65,000	-	
	SCBA bottles	8	13,000	-	
7363	Equipment Maintenance (Vehicles)		121,500	63,000	58,500
	Operational	4	80,000	63,000	
	Mechanic shop equipment	6	31,000	-	
	Emergency lighting for U91 & U92	4	8,200	-	
	Keystones for E91 & E92	4	2,300	-	
7400	Medical & First Aid Supplies	4	67,900	30,000	37,900
	Operational		33,000	30,000	
	AEDs (10)		30,000	-	
	Stair chair for Squad 91		3,400	-	
	Portable suction kit		1,500	-	
7430	Memberships	7	14,000	12,500	1,500
7450	Office Expense	All	27,500	27,500	-
7460	Professional and Special Services		430,500	302,500	128,000
	Operational	2,4,5	246,500	232,500	
	Public Information and Education	1	45,000	45,000	
	EMS system study	5	25,000	25,000	
	Facilities Project Manager	6	50,000	-	
	Debris Flow Risk Map update	1	64,000	-	
7507	ADP Payroll Fees	9	7,500	7,500	-
7510	Contractual Services	4,5	126,500	52,000	74,500
	Operational		64,000	52,000	
	Table Command MDC software		45,000	-	
	Avtech Radio System maintenance		14,400	-	
	Data tracking software		3,100	-	
7530	Publications & Legal Notices	9	6,000	6,000	-
7540	Rents & Leases - Equipment (Generator)	6	14,000	-	14,000
7546	Administrative Tax Expense	9	245,000	240,000	5,000
7580	Rents & Leases - Structure (Gibraltar)	4	9,500	4,500	5,000
7630	Small Tools & Instruments	4	14,000	13,000	1,000
	Operational		11,000	10,000	
	HazMat team equipment		3,000	3,000	
	Patrol 91/92 equipment		-	7,100	
7650	Special District Expense	9	25,500	553,500	(528,000)
	Operational (permits, fees, other)		10,500	10,500	
	LAFCO		15,000	13,000	
	Thomas Fire/Debris Flow Cost	3	-	530,000	
7671	Special Projects	1,2	38,000	23,000	15,000
	Public Education materials		7,500	7,500	
	Hazard abatement brochure		6,000	6,000	
	Evacuation drill expenses		5,000	5,000	
	Neighborhood chipping flyer		4,500	4,500	
	Prevention Education pamphlet		15,000	-	
7730	Transportation and Travel	5,7	35,000	35,000	-
7731	Gasoline/Oil/Fuel	3,4,6	60,000	55,000	5,000

**MONTECITO FIRE PROTECTION DISTRICT
PRELIMINARY BUDGET DRAFT
FISCAL YEAR 2019-20**

FUND 3650 - GENERAL FUND					
Account	Line Item Description	Strategic Plan Goal Ref.	Preliminary Budget FY 2019-20	Final Budget FY 2018-19	Increase/ (Decrease)
7732	Training		98,050	87,750	10,300
	Operational	7	87,750	87,750	
	Blue Card Training Program with iPads	5,7	10,300	-	
7760	Utilities	6	45,500	43,000	2,500
	Operational		43,000	43,000	-
	Rental housing utilities		2,500	-	-
	Total Services & Supplies		2,122,500	2,108,900	13,600
Capital Assets					
8300	Equipment		767,500	315,000	452,500
	Facility repairs: roof, generator, vehicle exhaust system	6,8	590,000	250,000	
	911 Emergency phone system	4	135,000	-	
	IT server/equipment	2,6	25,000	-	
	SCBA testing machine	8	17,500	-	
	CAD Microwave Point to Point System	4	-	65,000	-
	Total Capital Assets		767,500	315,000	452,500
	TOTAL EXPENDITURES		20,441,400	17,042,630	3,398,770
OTHER FINANCING USES					
Other Financing Uses					
7901	Tfr To Capital Reserves Fund (3652)	4,6	440,000	422,000	18,000
	Total Other Financing Uses		440,000	422,000	18,000
	TOTAL EXPENDITURES AND TRANSFERS		20,881,400	17,464,630	
	Net Financial Impact		361,100	(813,914)	
Fund 3650 Fund Balance Detail					
	*Reserves: Catastrophic (a/o 7/1/18)		2,400,000		
	*Reserves: Economic Uncertainties (a/o 7/1/18)		3,670,000		
	Fund Balance - Restricted (by County)		178,100		
	Fund Balance - Unrestricted Residual Estimate (a/o 7/1/19)		2,163,000		
	Net Financial Impact (Unrestricted Residual)		361,100		
	Projected Ending Fund Balance at 6/30/2020		8,772,200		

*Reserves Policy adopted as part of Capitol PFG Financial Analysis recommendations.

**MONTECITO FIRE PROTECTION DISTRICT
PRELIMINARY BUDGET DRAFT
FISCAL YEAR 2019-20**

FUND 3652 - CAPITAL RESERVES FUND			
Account	Line Item Description	Prelim. Budget FY 2019-20	Final Budget FY 2018-19
REVENUES			
Use of Money and Property			
3380	Interest Income	25,000	10,000
	Total Use of Money and Property	25,000	10,000
Financing Sources			
5910	Transfer from General Fund (3650)	440,000	405,000
	Total Financing Sources	440,000	405,000
	TOTAL FUND REVENUES	465,000	415,000
EXPENDITURES			
Capital Assets			
8300	Apparatus (Engine 91 - Type 1) - Paid in FY 19	795,000	795,000
	Apparatus (Engine 91 - Type 1) - Add'l funding	35,000	-
	Vehicle (Fire Chief)	65,000	-
	Vehicle (Wildland Fire Specialist 921)	37,000	-
	Vehicle (Battalion Chief 916)	85,000	-
	Vehicle (Repair 91)	84,000	-
	Apparatus (Engine 391 - Type 3)	-	432,000
	Total Capital Assets	1,101,000	1,227,000
	TOTAL EXPENDITURES	1,101,000	1,227,000
	Net Financial Impact	(636,000)	(812,000)

**MONTECITO FIRE PROTECTION DISTRICT
PRELIMINARY BUDGET DRAFT
FISCAL YEAR 2019-20**

FUND 3653 - LAND AND BUILDING FUND			
Account	Line Item Description	Prelim. Budget FY 2019-20	Final Budget FY 2018-19
REVENUES			
Use of Money and Property			
3380	Interest Income	40,000	15,000
	Total Use of Money and Property	40,000	15,000
	TOTAL FUND REVENUES	40,000	15,000
EXPENDITURES			
Capital Assets			
8100	Land	200,000	200,000
8200	Structures and Improvements (rental prop)	1,000,000	-
	Total Capital Assets	1,200,000	200,000
	TOTAL EXPENDITURES	1,200,000	200,000
	Net Financial Impact	(1,160,000)	(185,000)

Agenda Item #8

MONTECITO FIRE PROTECTION DISTRICT

Minutes for the Regular Meeting of the Board of Directors

Held at Montecito Fire Protection District, 595 San Ysidro Road, Santa Barbara, CA 93108 on April 22, 2019 at 2:00 p.m.

Director Easton called the meeting to order at 2:00 p.m.

Present: Director Easton, Director van Duinwyk, Director Powell, Director Lee, Director Ishkanian. Chief Hickman and District Counsel Mark Manion were also present.

- 1. Public comment: Any person may address the Board at this time on any non-agenda matter that is within the subject matter jurisdiction of the Montecito Fire Protection District. (30 minutes total time allotted for this discussion.)**

There were no public comments at this meeting.

- 2. Staff update regarding construction project. Introduction of Project Manager, Dan Underwood. (Strategic Plan Goal 6)**

Battalion Chief Scott Chapman introduced Project Manager Dan Underwood, and provided a status of projects.

- 3. Recognition for 5 years of service: Accountant Araceli Nahas and Firefighter/Paramedic Brandon Bennewate.**

Chief Hickman commended and thanked Araceli Nahas for 5 years of service. He also commended and thanked Brandon Bennewate for 5 years of service.

- 4. Staff update regarding Barker Pass vegetation management. (Strategic Plan Goal 2)**

- a. Staff report presented by Prevention Bureau.**

Wildland Specialist Maeve Juarez provided a power point presentation regarding Barker Pass vegetation management.

- 5. Consider recommendation to approve the Montecito Community Wildfire Protection Plan (CWPP) Amendment. (Strategic Plan Goal 2)**

- a. Staff report presented by Fire Marshal Aaron Briner.**

Fire Marshal Aaron Briner provided a staff report regarding the CWPP amendment. Motion to approve the Montecito Community Wildfire Protection

Plan Amendment made by Director Ishkanian, seconded by Director Powell and unanimously passed. Carl Palmer of the Legacy Works Group stated he appreciated the opportunity to work on this project and commended the collaborative effort of team.

6. Motion to authorize Fire Chief to enter into an annual contract for computer network services with new vendor, Latitude 34. (Strategic Plan Goal 9.1)

a. Staff report presented by Division Chief Kevin Taylor.

Division Chief Kevin Taylor and Accountant Araceli Nahas provided a staff report regarding computer network services with new vendor, Latitude 34. Motion to authorize the Fire Chief to enter into an annual contract for computer network services with Latitude 34 made by Director Powell, seconded by Director Lee and unanimously passed.

7. Approval of Minutes of the March 25, 2019 Regular Meeting.

Motion to approve the minutes of the March 25, 2019 Regular meeting made by Director van Duinwyk, seconded by Director Lee and unanimously passed.

8. Fire Chief's report.

Chief Hickman highlighted significant calls for the month of March. The Chief stated that Maeve Juarez was recognized as a leader in the community by Girls Inc. Chief Hickman stated that he recently met with Chubb Insurance regarding home insurance in California specifically, Montecito. The Chief stated that staff has started the preliminary budget process. Chief Hickman mentioned that the Annual Report was mailed on Friday. The Chief provided information regarding a fireworks display held off land. He added that an after action review was held, and after careful deliberation, it was determined that the Department would halt any further fireworks until the Fire Protection Plan is re-addressed. Chief Hickman provided information regarding a topic within the community, to rebuild the San Ysidro Bridge.

9. Board of Director's report.

Director Ishkanian provided a legislative report to the Board. Director Powell stated he attended a CERT training at UCSB. He also suggested that the District reach out to MERRAG to consider providing a certified CERT training within the District.

10. Suggestions from Directors for items other than regular agenda items to be included for the May 23, 2019 Special Board meeting.

Director Powell suggested that at some point, staff talk about goals for the MERRAG organization. He also requested a discussion regarding the escape routes within the community.

11. CLOSED SESSION -

- A. **PUBLIC EMPLOYEE APPOINTMENT (Government Code section 54957) Title: Fire Chief**
- B. **CONFERENCE WITH LABOR NEGOTIATORS (Government Code Section 54957.6)**
 - **District negotiators: Abe Powell and Michael Lee**
 - **Employee Organization: Montecito Firefighters' Association**
- C. **CONFERENCE WITH LABOR NEGOTIATORS (Government Code Section 54957.6)**
 - **District negotiators: Abe Powell and Michael Lee**
 - **Unrepresented Employees: Fire Marshal, Division Chief Operations, Battalion Chiefs, Accountant, Administrative Assistant.**

The Board reported out of closed session at 4:40 p.m. with no reportable action.

12. **Approve the terms and conditions of and authorize the Board President and Fire Chief to execute the following: (a) Memorandum of Understanding between the Montecito Firefighters' Association and the Montecito Fire Protection District; and (b) Memorandum of Understanding between Members of Staff and the Montecito Fire Protection District.**

Motion to approve the terms and conditions of and authorize the Board President and Fire Chief to execute the MOU between the Montecito Firefighters' Association and the Montecito Fire Protection District; and the MOU between Members of Staff and the Montecito Fire Protection District made by Director van Duinwyk, seconded by Director Ishkanian and unanimously passed.

Meeting Adjourned at 4:43 p.m.

President Sylvia Easton

Secretary Michael Lee

Agenda Item #9

Sally Jordan May 2019

Dear Saint Chip,

I thank you from the bottom of my heart for your inspirational leadership over these past several years. Each of our trained, capable, professional and thoughtfully compassionate firefighters is a hero and a heroine, protecting all of us 24/7. And you, Chip, have led them by example!

I know I speak for every Montecitan in deep gratitude and boundless admiration for your extraordinary service to our community.

We shall miss you, Chip... I, most especially... we shall miss your smile, your devotion, your strength... your embodiment of what is the best of our village.

Please stay in touch and come to visit us when you can.
Your fan, Sally



Fire Department

"Serving the community since 1926"

HEADQUARTERS

4410 Cathedral Oaks Road
Santa Barbara, CA 93110-1042
(805) 681-5500 FAX: (805) 681-5563

Mark A. Hartwig
Fire Chief
County Fire Warden

Rob Heckman
Deputy Fire Chief

April 11, 2019

Kevin Taylor, Division Chief
Montecito Fire Protection District
595 San Ysidro Rd.
Montecito, CA 93108

Dear Chief Taylor: *Kevin:*

Thank you for serving as a rater during the Battalion Chief Assessment Center for the Santa Barbara County Fire Department.

Your contribution as a rater was instrumental to the success of our Assessment Center. We would like to acknowledge your very generous donation of time, effort and expertise.

The judgment of individuals such as yourself serves to greatly improve our ability to select the most suitable candidates for our promotional opportunities. We appreciate your valuable insight, as well as the time you committed to the process.

Sincerely,


Mark A. Hartwig
Fire Chief/Fire Warden

cc: Chip Hickman, Fire Chief



4410 CATHEDRAL OAKS RD
SANTA BARBARA CA 93110

SB COUNTY FD



4-29-2019

Chief Hickman:

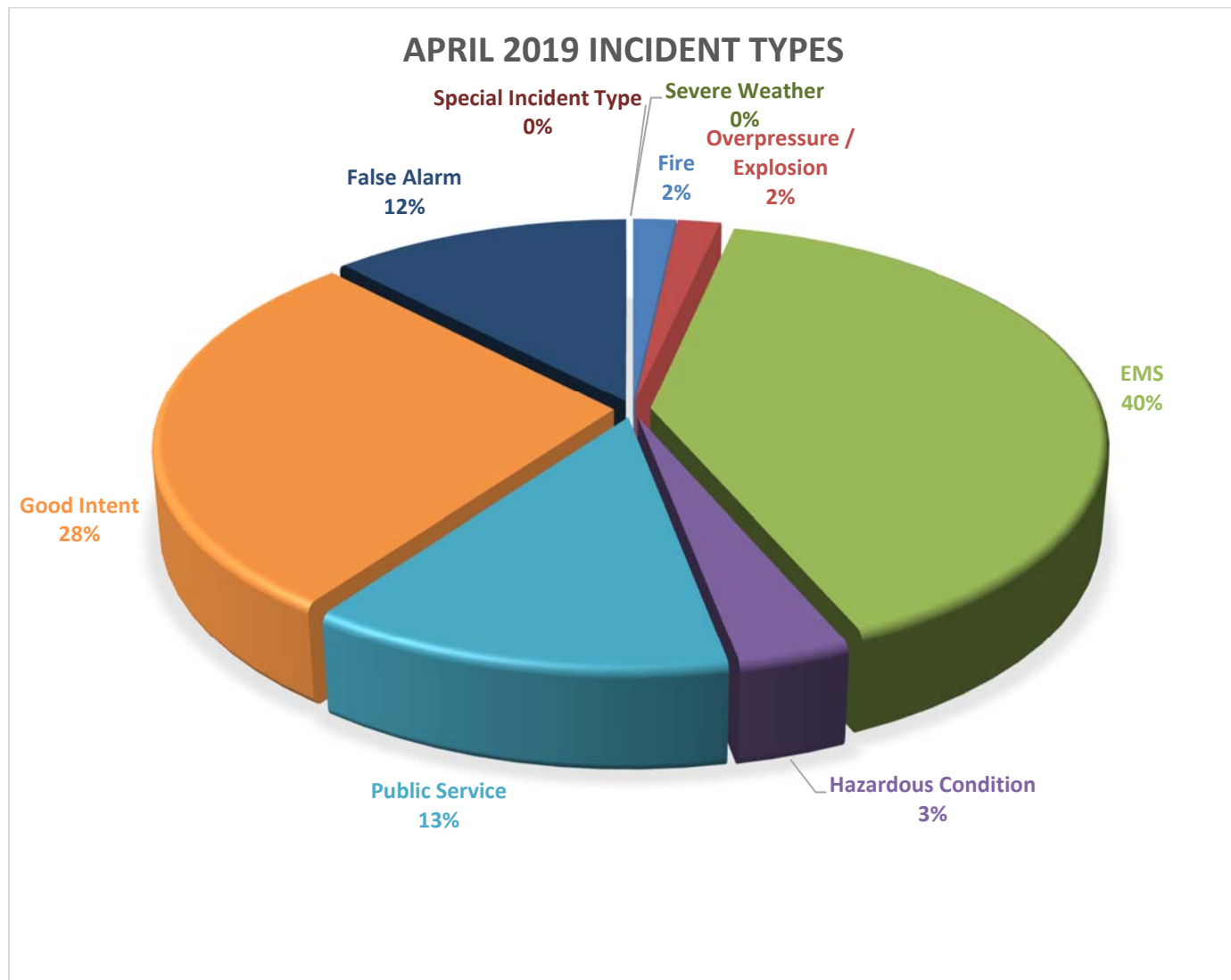
Thank you for the recent use
of Kevin Taylor's expertise and professionalism
on our recent b/c Exam. His insights were
invaluable as we build the future of
County Fire.

Please let me know how we can
return the favor.

Sincerely,
Mark

APRIL 2019 CALLS BY INCIDENT TYPE TOTAL INCIDENTS: 115

FIRE: 2	EMS: 46
EXPLOSION, OVERHEAT: 2	PUBLIC SERVICE** 15
HAZARDOUS CONDITION: 4	GOOD INTENT*: 32
FALSE ALARM: 14	SEVERE WEATHER: 0
SPECIAL INCIDENT TYPES: 0	



*Good Intent: Firefighters respond to a reported emergency, but find a different type of incident or nothing at all upon arrival to the area. Example: A caller reports smoke on the hillside. Firefighters arrive to discover a grading operation at a construction site is creating dust mistaken for smoke. Dispatched and Cancelled Enroute falls in this category.

** Public Service: Non-emergency requests for assistance. Examples: lock out, animal rescue, ring removal, water problem; lift assists, seized gate, stalled elevator, providing the Sheriff's Department with a ladder to enter a building.

