

MONTECITO FIRE PROTECTION DISTRICT  
AGENDA FOR THE REGULAR MEETING  
OF THE BOARD OF DIRECTORS

Montecito Fire Protection District Headquarters  
595 San Ysidro Road  
Santa Barbara, California  
June 27, 2016 at 2:00 p.m.

Agenda items may be taken out of the order shown.

1. Public comment: Any person may address the Board at this time on any non-agenda matter that is within the subject matter jurisdiction of the Montecito Fire Protection District; 30 minutes total time is allotted for this discussion.
2. Recognition for 15 years of service: Firefighter Paramedic, Kurt Hickman.
3. TIME CERTAIN: 2:00 p.m. Public Hearing regarding the final Environmental Impact Report for Station 3. Presentation by Dan Gira, Project Principal for Amec Foster Wheeler.
4. Consider the adoption of a resolution making certain findings and certifying the Final Environmental Impact Report for the Station 3 Project and approval of the Station 3 Project.
5. Accept resignation from Director Sinsler.
  - a. Discuss and determine whether or not to fill vacant Board seat. If so, provide direction to the Fire Chief regarding the appointment or election of a replacement Director.
6. Report on the status of transferring of access easement to Upper Hyde Road property owners and quitclaiming District's easement interest.
7. Report from the Finance Committee:
  - a. Consider recommendation to approve April and May 2016 financial statements.
  - b. Consider recommendation to approve Resolution 2016-03, Amending Final Budget for FY 2015-16.
  - c. Consider recommendation to approve Resolution 2016-04, Adoption of the Preliminary Budget for the Fiscal Year 2016-17.
8. Review and adopt price and population factors for establishing the appropriations limit for fiscal year 2015-16.
9. Approval of Minutes of the May 24, 2016 Special Meeting.

Montecito Fire Protection District  
Agenda for Regular Meeting, June 27, 2016  
Page 2

- 10. Fire Chief's report.
- 11. Board of Director's report.
- 12. Suggestions from Directors for items other than regular agenda items to be included for the July Regular Board meeting.
- 13. CLOSED SESSION -

A. Pursuant to Government Code Section 54957.6, conference with labor negotiators to review the District's position and instruct the District's designated representatives regarding salaries and benefits.

- District negotiators: Abe Powell and John Venable
- Employee Organization: Montecito Firefighters' Association
- Unrepresented Employees: Fire Marshal, Division Chief Operations, Battalion Chiefs, Accountant, Administrative Assistant.


B. Conference with Legal Counsel – Existing Litigation [Government Code section 54956.9 (d)]  
Montecito Agricultural Foundation v. Montecito Fire Protection District, Santa Barbara Superior Court Case No. 1401924

- 14. Consider final action on: (a) agreement concluding labor negotiations (including salaries and benefits) with Montecito Firefighters' Association; and (b) agreement concluding labor negotiations (including salaries and benefits) for unrepresented employees: Fire Marshal, Division Chief Operations, Battalion Chiefs, Accountant, Administrative Assistant.

Adjournment

This agenda is posted pursuant to the provisions of the Government Code commencing at Section 54950. The date of the posting is June 24, 2016.

MONTECITO FIRE PROTECTION DISTRICT



Note: In compliance with the Americans with Disabilities Act, if you need special assistance to participate in this meeting, please contact the District office at 969-7762. Notification at least 48 hours prior to the meeting will enable the District to make reasonable arrangements.

Materials related to an item on this agenda submitted to the Board of Directors after distribution of the agenda packet are available for public inspection in the Montecito Fire Protection District's office located at 595 San Ysidro Road during normal business hours.

# Agenda

## Item #4



**RESOLUTION NO. 2016 - 05**

**RESOLUTION OF THE BOARD OF DIRECTORS OF THE  
MONTECITO FIRE PROTECTION DISTRICT  
CERTIFYING THE FINAL ENVIRONMENTAL IMPACT  
REPORT FOR THE POTENTIAL STATION 3 SITE  
ACQUISITION AND CONSTRUCTION PROJECT**

WHEREAS, on April 23, 2012, the Montecito Fire Protection District's ("District") Board of Directors passed and adopted Resolution No. 2012-03 certifying the Final Environmental Impact Report for the potential Station 3 Acquisition and Construction Project ("Project") (State Clearinghouse No. 2011031094); and

WHEREAS, on May 23, 2012, Montecito Agricultural Foundation filed a Verified Petition for Writ of Mandamus in the Superior Court for the County of Santa Barbara, naming both the District and its Board of Directors as Respondents in their challenge to the action of the District's Board of Directors to certify the Final Environmental Impact Report (Case No. 1401924); and

WHEREAS on May 21, 2013, the Superior Court entered Judgment in Case No. 1401924, granting the Peremptory Writ of Mandamus requested by Montecito Agricultural Foundation; and

WHEREAS, on May 15, 2013, the Superior Court issued a Peremptory Writ of Mandamus directing the District and its Board of Directors, among other things, to vacate the Board's certification of the Final Environmental Impact Report and to make and file an initial return to the Writ within sixty days of service of the Writ, setting forth what the District and its Board of Directors have done to comply with the Writ or otherwise respond; and

WHEREAS, on July 15, 2013, the District's Board of Directors passed and adopted Resolution No. 2013-11, rescinding Resolution No.2012-03 and its certification of the Final Environmental Impact Report for the Project; and

WHEREAS, the District has retained an environmental consultant to revise the Final Environmental Impact Report in compliance with CEQA in order to evaluate and consider the environmental consequences and impacts associated with approval of the Project; and

WHEREAS, the District's environmental consultant completed a Draft Environmental Impact Report, which was released for a 45-day public review period beginning on July 29, 2015, and closing on September 14, 2015; and

WHEREAS, the District mailed notices to all property owners located within 1,000 feet of the Project site and placed an advertisement on the District's website on July 29, 2015, notifying the public of the availability of the Draft Environmental Impact Report; and

WHEREAS, the District held a public hearing on the Draft Environmental Impact Report on

August 24, 2015, to allow for public input; and

WHEREAS, the revised Final Environmental Impact Report was considered by the District's Board of Directors on June 27, 2016 at a public hearing after extensive review by District staff and other agencies, and with the comments of other public agencies, and members of the public regarding proposed impacts and mitigation measures discussed in the revised Final Environmental Impact Report; and

WHEREAS, notice of the public hearing was made at the time and in the manner required by law; and

WHEREAS, the potential environmental impacts of the Project have been evaluated in accordance with CEQA and the County of Santa Barbara's Environmental Guidelines; and

WHEREAS, the District has duly considered all evidence, including the testimony of interested parties, and the evaluation and recommendations by staff and contractors, presented at said hearing.

NOW, THEREFORE, the District's Board of Directors hereby resolves and finds as follows:

SECTION 1. Final Environmental Impact Report Findings:

1. Based upon the entire record before the Board of Directors changes or alterations have been required in, or incorporated into, the Project that mitigate or avoid the significant effects on the environment.
2. The Final Environmental Impact Report was reviewed and considered by the Board of Directors and the Final Environmental Impact Report represents the independent judgment and analysis of the Board of Directors.
3. The Final Environmental Impact Report has been completed in compliance with the requirements of CEQA.
4. The Final Environmental Impact Report is adequate for the Project.
5. A Mitigation Monitoring Plan for the Project has been adopted in compliance with Public Resources Code section 21081.6, to ensure implementation of the adopted mitigation measures to reduce potentially significant impacts on the environment.
6. The documents and other materials that constitute the record of proceedings upon which this decision is based are in the custody of the Montecito Fire Protection District at 595 San Ysidro Road, Santa Barbara, CA 93108.

SECTION 2. The Board of Directors hereby approves and certifies the Final

Environmental Impact Report for the potential Station 3 Site Acquisition and Construction Project and adopts the Mitigation Monitoring and Reporting Plan attached thereto.

PASSED AND ADOPTED by the Board of Directors of the Montecito Fire Protection District this 27th day of June, 2016, by the following vote, to wit:

AYES:

NOES:

ABSTAIN:

ABSENT:

---

President of the Board of Directors  
MONTECITO FIRE PROTECTION DISTRICT

ATTEST:

---

Secretary





# Agenda

## Item #5



Gene Sinsler  
2353 East Valley Road  
Santa Barbara, CA 93108  
805 565-4146 Genesinsler@cox.net

June 22, 2016

Director Abe Powell  
Chairman  
Board of Directors  
Montecito Fire and Protection District


Dear Sir

In view of the fact that we will be moving from where we currently live to an area outside the district I am hereby submitting my resignation from the Board of Directors effective June 30, 2016.

While I wished I could continue my service, and even run again, rules are what they are and I am ok. with that.

I did enjoy my time on the board and wish my co-member wisdom and the determinations to do what is right.

Best wishes

  
Gene Sinsler

PS. For your records my new domicile will be  
1195 Dove Meadow Road  
Solvang, CA 93463



# Agenda

## Item #7



# ATTACHMENT

#A





**MONTECITO FIRE PROTECTION DISTRICT**  
**CASH RECONCILIATION - ALL FUNDS**  
**April 30, 2016**

	Fund 3650 General	Fund 3651 Pension Obl.	Fund 3652 Capital Outlay	Fund 3653 Land & Bldg	All Funds
Cash Balance at 4/1/16	3,807,023.99	191.42	2,130,778.31	4,531,880.96	10,458,176.19
Income:					
Tax Revenue	6,159,975.56	-	-	-	6,159,975.56
Interest income	7,771.32	6.63	3,142.71	6,541.89	17,462.55
Other:					
Gasquet Complex reimbursement	2,314.90	-	-	-	2,314.90
	<u>6,170,061.78</u>	<u>6.63</u>	<u>3,142.71</u>	<u>6,541.89</u>	<u>6,179,753.01</u>
Expenses:					
Warrants and Claims	(284,921.31)	-	-	(3,969.00)	(288,890.31)
Payroll	(832,871.49)	-	-	-	(832,871.49)
Other:					
Reimbursed expenses*	-	-	-	-	-
	<u>(1,117,792.80)</u>	<u>-</u>	<u>-</u>	<u>(3,969.00)</u>	<u>(1,121,761.80)</u>
Cash Balance at 4/30/16	<u>8,859,292.97</u>	<u>198.05</u>	<u>2,133,921.02</u>	<u>4,534,453.85</u>	<u>15,516,167.40</u>
Cash in Treasury per Balance Sheet	<u>9,063,146.11</u>	<u>198.05</u>	<u>2,133,921.02</u>	<u>4,538,422.85</u>	<u>15,735,688.03</u>
<b>Difference</b>	203,853.14	-	-	3,969.00	207,822.14
<b>Reconciliation:</b>					
Outstanding payroll payments					
Delta Dental	14,331.58	-	-	-	14,331.58
Vision Service Plan	2,906.80	-	-	-	2,906.80
Mass Mutual contributions (4/15)	19,259.00	-	-	-	19,259.00
Accounts payable (Acct 1210)					
CalPERS retirement contrib. (4/15)	70,538.51	-	-	-	70,538.51
Mass Mutual contributions (4/29)	19,659.00	-	-	-	19,659.00
CalPERS retirement contrib. (4/29)	72,223.15	-	-	-	72,223.15
Precision Imaging	125.70	-	-	-	125.70
Cox Communications	2,761.90	-	-	-	2,761.90
Price, Postel & Parma	2,047.50	-	-	3,969.00	6,016.50
	<u>203,853.14</u>	<u>-</u>	<u>-</u>	<u>3,969.00</u>	<u>207,822.14</u>

**MONTECITO FIRE PROTECTION DISTRICT  
WARRANTS AND CLAIMS DETAIL  
April 2016**

Payee	Description	Amount
<b><u>Fund 3650 - General</u></b>		
ADP Inc	ADP fees, 2 periods	466.32
Aflac	Employee paid insurance	1,526.28
AG Ent	Annual backflow testing and repair	975.49
Allstar Fire Equipment Inc	PPE: Structure gloves (5)	442.26
AP Triton	Contract: Analysis on County EMS/Ambulance Servic	4,000.00
B&T Service Station Contractors	Diesel fuel pump repair	369.54
Bennewate, Brandon	B. Bennewate Reimb: HazMat Tech Module D	682.58
Branch Out Tree Care LLC	Chipping Project road signs	85.50
Branch Out Tree Care LLC	Chipping Project: Chelham	1,600.00
Branch Out Tree Care LLC	Special Chipping Project: Hot Springs Rd.	2,250.00
Branch Out Tree Care LLC	Special Chipping Project: SYR dead trees removal	2,275.00
Branch Out Tree Care LLC	Chipping Project: Lower Romero	4,000.00
Branch Out Tree Care LLC	Chipping Project: Pepper Hill	4,000.00
Bridges Fire Service Instruction	HazMat FRO instruction - 3 days	2,250.00
Burtons Fire Inc	Timing belt for PT92	66.29
Carquest Auto Parts	Brakes: 912	70.19
Carquest Auto Parts	Wipers/oxygen sensor for U93	78.81
Carquest Auto Parts	Mechanic stock supplies: oil filters, fluids	530.28
Conexis Benefits Administrator LP	FSA administrative fee, February	170.00
Conexis Benefits Administrator LP	FSA plan reimbursements, employee paid	7,416.49
Cox Communications	CAD connectivity & Internet	2,761.90
Davis, Shaun	S. Davis Reimb: CPR cards for staff	80.00
Davis, Shaun	S. Davis Reimb: Digital Combustion	250.00
Easton, Sylvia	S. Easton Reimb: CSDA Strategic Planning Webinar	55.00
Fail Safe Testing	Annual ladder testing	948.35
Gem Equipment Company	Mechanic shop supplies: filters	198.82
Goldman Magdalin Krikes LLP	Worker's comp legal services	192.50
InformaCo Emend Billing Service	IT support (billable), December	840.00
InformaCo Emend Billing Service	IT support, April	4,600.00
Iron Mountain	Shredding service, monthly fee	71.48
J V Enterprises	Annual smoke test, E391	75.00
JDL Mapping	Mapping services, February	187.50
Jerry's Oven Repair	Oven parts and repair, Sta. 1	278.60
Joy Equipment Protection	Chemical extinguisher recharge	85.00
Liebert Cassidy Whitmore	Labor attorney fees, February	1,591.00
Los Angeles Truck Centers	Vehicle repair part: radiator hose	68.85
Los Angeles Truck Centers	Various repairs to engine 391	1,272.58
McCormix Corporation	Diesel fuel, March	1,196.56
McCracken, Ryland	R. McCracken Reimb: EMS Update mileage	60.48
McCracken, Ryland	R. McCracken Reimb: Command 1C	250.00
Mission Uniform Service Inc	Shop towels	379.82
Montecito Water District	Water service	546.80
Municipal Emergency Svcs Inc	RIT-PAK III - 2 (Budgeted)	5,572.80
Powell, Keith	K. Powell Reimb: Fire Mechanics Academy	1,186.30
Precision Imaging	Office copier usage fee, March	125.70
Price Postel & Parma	Legal services, March	2,047.50
Rayne Water Conditioning	Soft water service, semi-annual	816.36
Safety Kleen Corp	Quarterly solvent tank maintenance	284.42
Sansum Clinic	Employee medical exams	4,579.50
SB County Auditor-Controller	Additional user tax	11.28
SB County Auditor-Controller	FIN quarterly billing Q4, FY 15-16	3,661.75

<b>Payee</b>	<b>Description</b>	<b>Amount</b>
SB County Treasurer-Tax Collector	Property tax collection administrative fee	201,070.00
SB Mailworks	Neighborhood chipping flyer: 3/8/16	188.25
Sprint	E92 Sim card for MDC	37.99
Staples Credit Plan	Office supplies: toner/ink, coffee, paper, other	969.85
Taylor, Kevin	K. Taylor Reimb: LCW Annual Conference per diem	50.00
Taylor, Kevin	K. Taylor Reimb: STEN Update (6)	60.00
Taylor, Kevin	K. Taylor Reimb: Columbia Southern MSE 6301	742.50
Tierra Verde Tree Care	Post-project chipping: 960 Mountain Dr.	1,800.00
Trace Analytics LLC	Air sample testing	10.00
US Bank Corporate Card	Captain pinning ceremony - A. Briner	16.19
	Fax, back-up server & website assist, monthly fees	38.94
	Presentation materials (900), certified mail	41.23
	JRIC training at Vandenberg: T. Edwards +3	42.34
	Evernote premium plan (903), annual fee	49.99
	Water filters for refrigerator, Sta. 2	101.70
	Cal NENA membership: J. Jenkins, FY 15-16	137.00
	Keyboard for iPad: T. Ederer	161.99
	Business meetings (4)	167.35
	Turnout/helmet cleaning supplies, equip. parts	240.24
	Class A uniform: T. Ederer	243.20
	CSDA Governance Academy: K. Taylor	325.08
	Gasoline charges	574.96
	CalChamber HR annual membership	719.00
	Oil and filters, vehicle cleaning supplies	904.89
	Arson Investigation Conference: Gregson/Lauritson	926.73
	FDIC International: Widling/Chapman	1,198.40
	Firehouse World: Widling/Ederer/Badaracco/others	2,921.09
Verizon California	Phone service	1,330.14
Winema Industrial & Safety Supply	HazMat calibration equipment	1,015.40
Zeitsoff, Jordan	J. Zeitsoff Reimb: Fire Mechanics Academy	1,305.98
	Fund 3650 Total	<u>284,921.31</u>
 <b><u>Fund 3653 - Land &amp; Building</u></b>		
Price Postel & Parma	Legal services - Station 3, March	3,969.00
	Fund 3653 Total	<u>3,969.00</u>

**MONTECITO FIRE PROTECTION DISTRICT  
PAYROLL EXPENDITURES  
April 2016**

Regular Salaries	\$	496,113.90
Part-Time Salaries		4,492.00
Directors Fees		2,210.00
Auxiliary		918.00
FLSA Safety		6,139.90
FLSA Dispatch		2,737.98
Overtime		68,035.74
Dispatch Cadre Earnings		2,028.00
Mass Mutual 457 Contribution		<u>8,400.00</u>
 Gross Wages	 \$	 591,075.52
 District Contributions to Insurance		 121,334.51
District Contributions to Medicare/SS		8,409.78
District Contributions to SUI		65.69
CalPERS Employee Contribution, District paid		48,065.45
CalPERS Employer Contribution, Employee paid		(23,275.73)
CalPERS, District Contribution		93,486.79
Health and Dependent Care FSA Contributions		(4,312.62)
Due to AFLAC		(1,317.90)
		<u>(660.00)</u>
 Total Benefits		 <u>241,795.97</u>
<b>Grand Total</b>	<b>\$</b>	<b><u>832,871.49</u></b>

**MONTECITO FIRE PROTECTION DISTRICT  
OVERTIME DETAIL  
April 2016**

Name	Date Worked	Comp Hrs	OT Hrs	Total Amount	Constant Staffing	Fire Reimbursable	Overtime	Description
Briner, A.	03/04/16		1.0	76.29	76.29			
Broumand, A.	03/08/16		9.0	556.33			556.33	Arson conference
Broumand, A.	03/09/16		4.5	278.17			278.17	Arson conference
Fuentes, E.	03/18/16		2.5	180.26	180.26			
Lauritson, R.	03/19/16		24.0	2,925.72	2,925.72			
Hauser, B.	03/20/16		9.0	524.48	524.48			
Holthe, D.	03/22/16		7.0	580.97	580.97			
Blake, G.	03/23/16		8.0	502.68			502.68	Paramedic skills update
Ederer, T.	03/23/16		15.5	963.00	963.00			
McCracken, R.	03/23/16		8.0	528.48			528.48	Paramedic skills update
Davis, S.	03/24/16		8.0	522.36			522.36	Paramedic skills update
Fuggles, K.	03/24/16		8.0	571.80			571.80	Paramedic skills update
Powell, K.	03/24/16		11.5	673.27	673.27			
Zeitsoff, J.	03/24/16		3.0	187.07	187.07			
Blake, G.	03/25/16		24.0	1,508.04	1,508.04			
Villarreal, J.	03/25/16		24.0	1,902.24	1,902.24			
Zeitsoff, J.	03/26/16		24.0	1,496.52	1,496.52			
Blake, G.	03/27/16		24.0	1,508.04	1,508.04			
Broumand, A.	03/28/16		8.0	494.52			494.52	Paramedic skills update
Taylor, J.	03/28/16		24.0	992.16	992.16			
Whilt, S.	03/28/16		24.0	1,288.80	1,288.80			
Klemowicz, E.	03/29/16		24.0	1,405.08	1,405.08			
Widling, A.	03/29/16		24.0	1,925.00	1,925.00			
Grant, L.	03/30/16		9.0	435.11	435.11			
Mann, K.	03/30/16		24.0	1,730.52	1,730.52			
Muller, L.	03/30/16		24.0	1,114.20	1,114.20			
Skei, E.	03/30/16		9.0	679.72	679.72			
Whilt, S.	03/30/16		9.0	483.30	483.30		483.30	Paramedic skills update
Wrenn, B.	03/30/16		9.0	435.11	435.11			

Name	Date Worked	Comp Hrs	OT Hrs	Total Amount	Constant Staffing	Fire		Description
						Reimbursable	Overtime	
Chapman, S.	03/31/16	8.0	16.0	1,178.40	1,178.40			
Bass, L.	04/01/16		24.0	1,574.64	1,574.64			
Muller, L.	04/01/16		24.0	1,114.20	1,114.20			
Klemowicz, E.	04/02/16	4.0	20.0	1,170.90	1,170.90			
Poulos, T.	04/02/16		24.0	1,544.04	1,544.04			
Badaracco, J.	04/03/16		8.0	663.12			663.12	Travel to Sac (Mechanic's Acad)
Chapman, S.	04/03/16	8.0	16.0	1,178.40	1,178.40			
Edwards, T.	04/03/16		24.0	1,925.00	1,925.00			
Taylor, J.	04/03/16		24.0	992.16	992.16			
Wrenn, B.	04/03/16		24.0	1,160.28	1,160.28			
Taylor, J.	04/04/16		11.5	475.41	475.41			
Holthe, D.	04/05/16		24.0	1,991.88	1,991.88			
Reed, J.	04/05/16		1.0	76.13			76.13	Wildland Specialist job flyer
Skei, E.	04/06/16		7.5	566.44	566.44			
Bass, L.	04/07/16		1.5	98.42			98.42	HazMat meeting
Hickman, K.	04/07/16		2.0	130.08			130.08	Arson task force meeting
Badaracco, J.	04/08/16		8.0	663.12			663.12	Travel from Sac (Mechanic's Acad)
<b>Payroll 4/15/16</b>					<b>37,403.35</b>	<b>-</b>	<b>5,568.51</b>	
Bennewate, B.	03/24/16		8.0	429.60			429.60	HazMat Tech training class
Fuentes, E.	03/24/16	6.0	14.0	1,009.47	1,009.47			
Bennewate, B.	03/25/16		8.0	429.60			429.60	HazMat Tech training class
Grant, L.	04/01/16		1.0	48.34			48.34	
Hauser, B.	04/01/16		0.5	29.14			29.14	
Zeitsoff, J.	04/01/16		1.0	62.36			62.36	
Holthe, D.	04/08/16		24.0	1,991.88	1,991.88			
Grant, L.	04/10/16		24.0	1,160.28	1,160.28			
Lauritson, R.	04/10/16		10.0	1,219.05	1,219.05			
Galbraith, R.	04/11/16		24.0	1,444.68	1,444.68			
McCracken, R.	04/11/16		2.0	132.12	132.12			
Briner, A.	04/13/16		9.0	686.61			686.61	Blue Card Command instructor
Davis, S.	04/13/16		9.0	587.66			587.66	Blue Card Command instructor
Hauser, B.	04/13/16	15.0	-	-	-			
Briner, A.	04/14/16		9.0	686.61			686.61	Blue Card Command instructor

Name	Date Worked	Comp Hrs	OT Hrs	Total Amount	Constant Staffing	Fire		Description
						Reimbursable	Overtime	
Taylor, J.	04/14/16		7.0	289.38			289.38	Blue Card Command training
Bennewate, B.	04/15/16		10.0	585.90	585.90			
Briner, A.	04/15/16		9.0	686.61			686.61	Blue Card Command instructor
Davis, S.	04/15/16		9.0	587.65			587.65	Blue Card Command instructor
Fuentes, E.	04/15/16		9.0	648.95	648.95			
Galbraith, R.	04/16/16		9.5	571.85	571.85			
Jenkins, J.	04/16/16		4.0	429.78			429.78	Callback for equip failure, PIO release
Bennewate, B.	04/17/16		24.0	1,406.16	1,406.16			
Galbraith, R.	04/17/16		7.0	421.37	421.37			
Gil, A.	04/17/16	4.0	-	-			-	Claims processing
Grant, L.	04/19/16		24.0	1,160.28	1,160.28			
Powell, K.	04/19/16		24.0	1,405.08	1,405.08			
Whilt, S.	04/19/16		24.0	1,288.80	1,288.80			
Zeitsoff, J.	04/19/16		24.0	1,496.52	1,496.52			
Edwards, S.	04/22/16		1.0	46.43	46.43			
Grant, L.	04/23/16		11.5	555.97	555.97			
Lauritson, R.	04/23/16		11.5	1,401.91	1,401.91			
Mann, K.	04/23/16		11.5	829.21			829.21	MOBEX at Ventura County
Whilt, S.	04/23/16		11.5	617.55	617.55			
Zeitsoff, J.	04/23/16		11.5	717.08	717.08			
<b>Payroll 4/29/16</b>				<b>25,063.88</b>	<b>19,421.17</b>	<b>-</b>	<b>5,642.71</b>	
<b>Grand Total</b>				<b>68,035.74</b>	<b>56,824.52</b>	<b>-</b>	<b>11,211.22</b>	

**% of Total      100.0%      83.5%      0.0%      16.5%**

**MONTECITO FIRE PROTECTION DISTRICT  
OVERTIME SUMMARY**

**Fiscal Year 2014-15**

<b>Month Paid</b>	<b>Constant Staffing</b>	<b>Fire Assignments</b>	<b>Overtime</b>	<b>Total OT</b>
JULY	54,746.66	-	3,482.39	58,229.05
AUGUST	86,994.40	187,986.81	2,798.86	277,780.07
SEPTEMBER	48,043.14	106,053.76	5,491.04	159,587.93
OCTOBER	52,145.54	43,661.73	6,047.12	101,854.39
NOVEMBER	46,710.60	-	14,769.37	61,479.97
DECEMBER	85,597.37	-	27,550.49	113,147.86
JANUARY	90,637.81	-	7,324.76	97,962.57
FEBRUARY	42,332.31	-	8,579.85	50,912.16
MARCH	62,100.66	-	31,683.75	93,784.41
APRIL	94,279.85	-	20,875.14	115,154.99
MAY	32,281.95	-	8,358.40	40,640.35
JUNE	37,471.74	31,262.47	3,958.29	72,692.50
<b>TOTAL</b>	<b>733,342.01</b>	<b>368,964.77</b>	<b>140,919.46</b>	<b>1,243,226.23</b>

	<b>Cons.Staff.</b>	<b>Fire Asgmts</b>	<b>Overtime</b>	<b>Total OT</b>
YTD April 2015	663,588.32	337,702.30	128,602.77	1,129,893.38

**Fiscal Year 2015-16**

<b>Month Paid</b>	<b>Constant Staffing</b>	<b>Fire Assignments</b>	<b>Overtime</b>	<b>Total OT</b>
JULY	26,341.64	46,353.98	2,422.62	<b>75,118.24</b>
AUGUST	39,374.01	392,353.36	1,923.13	<b>433,650.50</b>
SEPTEMBER	81,872.55	211,227.62	2,502.77	<b>295,602.94</b>
OCTOBER	67,164.38	1,767.60	1,435.33	<b>70,367.31</b>
NOVEMBER	66,602.43	28,894.69	15,424.45	<b>110,921.57</b>
DECEMBER	96,812.16	4,730.31	12,117.85	<b>113,660.32</b>
JANUARY	52,753.02	2,139.45	6,680.76	<b>61,573.23</b>
FEBRUARY	47,051.95	-	3,740.82	<b>50,792.77</b>
MARCH	43,290.30	-	7,347.09	<b>50,637.39</b>
APRIL	56,824.52	-	11,211.22	<b>68,035.74</b>
MAY				-
JUNE				-
<b>TOTAL</b>	<b>578,086.95</b>	<b>687,467.01</b>	<b>64,806.04</b>	<b>1,330,360.00</b>
<b>Budget</b>	<b>750,000.00</b>	<b>325,000.00</b>	<b>125,000.00</b>	
<b>% of Budget</b>	<b>77.1%</b>	<b>211.5%</b>	<b>51.8%</b>	



**MONTECITO FIRE PROTECTION DISTRICT**  
**CASH RECONCILIATION - ALL FUNDS**  
**May 31, 2016**

	Fund 3650 General	Fund 3651 Pension Obl.	Fund 3652 Capital Outlay	Fund 3653 Land & Bldg	All Funds
Cash Balance at 5/1/16	8,859,292.97	198.05	2,133,921.02	4,534,453.85	15,516,167.40
Income:					
Tax Revenue	12,446.15	-	-	-	12,446.15
Interest income	-	-	-	-	-
Other:					
Westmont Annex property tax	4,352.62	-	-	-	4,352.62
	<u>16,798.77</u>	-	-	-	16,798.77
Expenses:					
Warrants and Claims	(168,474.57)	-	-	(1,261.50)	(169,736.07)
Payroll	(864,972.11)	-	-	-	(864,972.11)
Other:					
Interfund Transfers	-	-	-	-	-
Reimbursed expenses*	-	-	-	-	-
	<u>(1,033,446.68)</u>	-	-	(1,261.50)	(1,034,708.18)
Cash Balance at 5/31/16	<u>7,842,645.06</u>	<u>198.05</u>	<u>2,133,921.02</u>	<u>4,533,192.35</u>	<u>14,498,257.99</u>
Cash in Treasury per Balance Sheet	<u>8,327,212.62</u>	<u>198.05</u>	<u>2,133,921.02</u>	<u>4,533,192.35</u>	<u>14,994,524.04</u>
<b>Difference</b>	484,567.56	-	-	-	484,567.56
<b>Reconciliation:</b>					
Outstanding payroll payments					
Delta Dental	13,878.90	-	-	-	13,878.90
Vision Service Plan	2,839.20	-	-	-	2,839.20
Mass Mutual contributions (6/1)	19,630.00	-	-	-	19,630.00
CalPERS retirement contrib. (6/1)	74,513.57	-	-	-	74,513.57
Payroll deposits (6/1)	290,136.46	-	-	-	290,136.46
EFT Payable (Acct 1015)					
Various vendors	5,608.23	-	-	-	5,608.23
Accounts payable (Acct 1210)					
Dino Denunzio Body Shop	5,673.47	-	-	-	5,673.47
CalPERS retirement contrib. (5/16)	72,287.73	-	-	-	72,287.73
	<u>484,567.56</u>	-	-	-	484,567.56

**MONTECITO FIRE PROTECTION DISTRICT  
WARRANTS AND CLAIMS DETAIL  
May 2016**

Payee	Description	Amount
<b>Fund 3650 - General</b>		
ACS Government Systems Inc	Firehouse software, annual fee	2,315.00
ADP Inc	ADP fees, 2 periods	470.43
Aflac	Employee paid insurance, April	1,317.90
AGS Rebuilders Inc	Rebuild 2 alternators	1,479.38
Airgas West	Oxygen refills	125.38
Alex Broumand	A. Broumand Reimb: Conf. of Arson Investigators	558.00
Allstar Fire Equipment Inc	PPE: Escape belts (new hires)	416.35
Allstar Fire Equipment Inc	PPE: Structure helmets (new hires)	666.87
Allstar Fire Equipment Inc	PPE: Wildland helmets, shields, hoods (new hires)	695.87
Allstar Fire Equipment Inc	SCBA bottles (6) - budgeted	6,355.42
Andrew Seybold Inc	Comm. service calls: Comm 13, Ch 11, Valley Peak	1,511.25
Applied Technology Group	UHF mobile radios (2) - budgeted	6,494.24
Arosha Inc	PPE: "FIRE" label application on safety vests	48.60
Arrow International	Medical supplies: needles	658.95
Bound Tree Medical	Patient medical supplies, 2 months	2,845.27
Branch Out Tree Care LLC	Chipping Projects (2)	8,500.00
Brandon Bennewate	B. Bennewate Reimb: HazMat Tech Module	682.58
Buena Tool Co	Vehicle tool	75.92
Callback Staffing Solutions LLC	Online scheduling program, 2 months	181.98
Callback Staffing Solutions LLC	Crewsense scheduling: on site training fee	899.45
CalPERS	GASB 68 reports	2,600.00
Carquest Auto Parts	Oil filter supplies	18.15
Community Radio Inc	Gibraltar space rental qtrly, April-June	919.92
Conexis Benefits Administrator LP	FSA administrative fee, 2 months	276.25
Conexis Benefits Administrator LP	FSA plan reimbursements, employee paid	277.43
Cox Communications	CAD connectivity & Internet	2,761.90
Creative Product Source Inc	Public Education supplies: maltese cross bracelets	1,250.09
Department Of Justice	LiveScan fingerprint screening (3 employees)	147.00
Dino Denunzio'S Paint & Body Shop	Auto body repair to SQ91 (insurance reimbursable)	5,673.47
Dispensing Technology Corp	Epoxy cartridges and gun	544.19
Enterprise Services LLC	Rental car: 932 drop off U93 at Johnson Equip.	36.63
Entenmann Rovin Co	2 RETIREMENT BADGES/WALLETS	349.86
Fechter & Company	Financial Audit FY 14-15 - Final balance	777.00
Franchise Tax Board	Employee deduction payable to Franchise Tax Board	330.00
Freedom Signs	Repair to Sq91 accident damage	225.00
Frontier	Phone service	1,270.36
Goldman Magdalin Krikes Llp	Worker's comp legal services	140.00
Grainger Inc	Cal Fire crews in-kind payment (Grainger)	2,985.29
Hayward Lumber Company Sb	Lumber for training props	1,075.17
Impulse Internet Services	Phone services, 2 months	1,004.44
Informaco Emend Billing Service	IT support (billable), March	1,440.00
Informaco Emend Billing Service	IT support, May	4,600.00
Interstate Batteries	Vehicle and generator batteries	898.29
Iron Mountain	Shredding service, monthly fee	71.76
Juan O'S Mobile Repair	Test alternators and batteries on E91	190.00
Juan O'S Mobile Repair	Service repair to Medic 91 regulator	1,285.00
Keith Powell	K. Powell Reimb: Bombers Conference	375.00
Kimball Midwest Corp	Circuit tester tool	64.75
Kimball Midwest Corp	Station/shop supplies, flashlight tool	234.94
L N Curtis & Sons	HazMat Level B decon suits	1,987.93
Lee Wilson Electric Company	Completed installation of intersection detectors	2,120.00

Payee	Description	Amount
Leslie Muller	L. Muller Reimb: Navigator Conference	1,045.08
Liebert Cassidy Whitmore	Labor attorney fees, March	4,618.00
Loren Bass	L. Bass Reimb: HazMat Incident Commander	411.89
Marborg Industries	Refuse disposal, 2 months	862.10
Marborg Industries	Portable restroom for mitigation projects	253.50
McCormix Corporation	Diesel fuel, April	1,483.43
Mission Uniform Service Inc	Shop towels	396.76
Montecito Association	Montecito Association membership dues	500.00
Montecito Tree Care Inc	Special project: dead trees removal (Pueblo trail)	4,500.00
Montecito Village Hardware	Paint and supplies for USAR	98.20
Montecito Water District	Water service	528.76
Nationwide Power Solutions Inc	Basement radio UPS (budgeted)	3,573.28
Norm Katz Psy D	Pre-employment psychological screening	1,200.00
O'Connor Pest Control	Quarterly pest control maintenance	178.00
Paradise Chevrolet	Vehicle repair parts for BC916	83.90
Peyton Scapes	Landscape maintenance, 2 months	1,180.00
Precision Imaging	Office copier usage fee, April	209.00
Ready Refresh By Nestle	Bottled water, 2 months	510.32
RJ Fire Sprinkler Systems Inc	Fire sprinkler consultation services	227.50
Robert D Teneyck	Marketing/branding project	2,500.00
Rodney Walkup	R. Walkup Reimb: Fire Mechanics Academy	730.00
Sansum Clinic	Employee medical exams	7,826.50
Santa Barbara Trophy	Name tags for new hires	53.46
Satcom Global Inc	Satellite phone charges	304.30
SB County Auditor-Controller	Additional user tax	200.87
SB Mailworks	Neighborhood chipping flyers: 3/24, 4/7, 4/20, 5/5	811.73
SB Mailworks	Hazard abatement flyer	2,077.41
Scott Chapman	S. Chapman Reimb: Auto Extrication	1,584.07
Scott Chapman	S. Chapman Reimb: FDIC	1,923.12
Shaun P Davis	S. Davis Reimb: Auto Extrication	545.00
Sintra Group	Background investigation: 3 new employees	2,580.00
South Coast Emergency Vehicle	Mechanic stock supplies	46.24
South Coast Emergency Vehicle	E391 vehicle part	123.94
South Coast Emergency Vehicle	E92 hose, radiator parts	1,224.77
Southern California Edison	Electricity service, 2 months	3,078.75
Sprint	E92 Sim card for MDC, April	37.99
Suds-Duds Launderette	Turnouts cleaned	136.95
SullivanCurtisMonroe	Worker's Comp consulting fee, partial payment	6,000.00
The Gas Company	Gas service, 2 months	239.24
The Ups Store	SHIPPING	11.95
The Village Service Station	FUEL: APRIL, 2016	1,401.92
The Village Service Station	FUEL: MARCH, 2016	1,709.17
Trace Analytics LLC	MAKO AIR SAMPLE	80.00
Tri County Office Furniture	Office furniture - 50% payment (budgeted)	18,180.00
Turnout Maintenance Co LLC	Turnouts repairs	339.00
US Bank Corporate Card	HazMat FRO training supplies	24.96
	Extension cords, Sta. 1	32.38
	Adapters for programming radios	49.31
	APCO International membership: J. Jenkins	73.60
	HazMat testing supplies	95.70
	Fax, back-up server, and Dropbox account fees	117.94
	Business meetings: EMS, OES, and MWD (4)	182.07
	Postage, CalCard admin fees	259.75
	Gasoline charges	302.87
	Fire Service Pump Operator textbook	328.64
	Bombs Conference: R. Lauritson	375.00

<b>Payee</b>	<b>Description</b>	<b>Amount</b>	
US Bank Corporate Card (cont'd)	Vehicle parts/supplies	496.32	
	Cal-NENA Conference: J. Jenkins	545.93	
	Incident Mgmt Team Training: K. Taylor	656.59	
	Flashlight and regular batteries	741.00	
	Retiree helmets: Koepke/Nelson	750.08	
	Widling/Chapman: FDIC International	1,220.00	
	PPE: Class A hat badge, helmet shields (budgeted)	1,730.11	
	LCW Annual Conference: Gil/Taylor	1,945.61	
	Fire Rescue EMS Conference: Hickman/Taylor	2,117.80	
	Annual report postage expense	2,290.74	
	Veritiv Operating Company	Household supplies	895.45
		Wireless service, April	1,197.24
	Verizon Wireless	Wireless service and 3 BC iPads, March	4,210.72
	Fund 3650 Total		<u>168,474.57</u>
 <b>Fund 3653 - Land &amp; Building</b>			
AMEC Foster Wheeler	Station 3 site identification	1,261.50	
Fund 3653 Total		<u>1,261.50</u>	

**MONTECITO FIRE PROTECTION DISTRICT  
PAYROLL EXPENDITURES  
May 2016**

Regular Salaries	\$ 509,870.20
Part-Time Salaries	4,604.30
Directors Fees	1,190.00
Auxiliary	1,496.00
FLSA Safety	5,868.60
FLSA Dispatch	2,582.29
Overtime	80,464.08
Dispatch Cadre Earnings	2,028.00
Mass Mutual 457 Contribution	8,400.00
Uniform allowance	<u>1,500.00</u>
 Gross Wages	 \$ 618,003.47
 District Contributions to Insurance	 120,829.59
District Contributions to Medicare/SS	9,495.44
District Contributions to SUI	301.16
CalPERS Employee Contribution, District paid	49,402.70
CalPERS Employer Contribution, Employee paid	(23,945.91)
CalPERS, District Contribution	96,186.18
Health and Dependent Care FSA Contributions	(4,312.62)
Due to AFLAC	(1,317.90)
Adjustment to employee overdeduction	<u>330.00</u>
 Total Benefits	 <u>246,968.64</u>
<b>Grand Total</b>	<b><u>\$ 864,972.11</u></b>

**MONTECITO FIRE PROTECTION DISTRICT  
OVERTIME DETAIL  
May 2016**

Name	Date Worked	Comp Hrs	OT Hrs	Total Amount	Constant Staffing	Fire Reimbursable	Overtime	Description
Bass, L.	04/14/16		7.5	492.08			492.08	HazMat IC training
Bass, L.	05/03/16		24.0	1,574.64	1,574.64			
Bass, L.	05/04/16		24.0	1,574.64	1,574.64			
Bass, L.	05/05/16		2.0	131.22			131.22	HazMat meeting
Blake, G.	05/05/16		13.0	837.72	837.72			
Broumand, A.	04/25/16		8.0	494.52			494.52	Bomb Conference
Broumand, A.	04/26/16		8.0	494.52			494.52	Bomb Conference
Broumand, A.	04/27/16		8.0	494.52			494.52	Bomb Conference
Chapman, S.	04/27/16		7.5	552.38			552.38	Wildland Refresher instructor
Chapman, S.	04/29/16		9.0	662.85			662.85	Wildland Refresher instructor
Fuggles, K.	05/05/16		10.0	714.75	714.75			
Galbraith, R.	04/24/16		7.0	421.37	421.37			
Galbraith, R.	04/30/16		24.0	1,444.68	1,444.68			
Galbraith, R.	05/01/16		24.0	1,444.68	1,444.68			
Hauser, B.	04/27/16	24.0	-	-	-			
Hauser, B.	04/27/16		8.0	466.20			466.20	Wildland Refresher instructor
Hauser, B.	05/05/16		3.0	174.83			174.83	WUI drill
Klemowicz, E.	04/24/16	4.0	20.0	1,170.90	1,170.90			
Klemowicz, E.	05/05/16		2.0	117.09	117.09			
Mann, K.	05/06/16	8.0	16.0	1,153.68	1,153.68			
Skei, E.	05/08/16	24.0	-	-	-			
Villarreal, J.	04/18/16		2.5	198.15			198.15	"Every 15 Minutes" coverage
Villarreal, J.	04/24/16		24.0	1,902.24	1,902.24			
Villarreal, J.	05/03/16		5.5	435.93			435.93	CrewSense training/programming
Walkup, R.	04/25/16	8.0	16.0	959.76	959.76			
Wrenn, B.	04/29/16		24.0	1,160.28	1,160.28			
Wrenn, B.	05/05/16		24.0	1,160.28	1,160.28			
Gil, A.	05/01/16	4.0	-	-			-	Month-end financial reporting
Gil, A.	05/08/16	5.0	-	-			-	Finance Committee reports

Name	Date Worked	Comp Hrs	OT Hrs	Total Amount	Constant Staffing	Fire		Overtime	Description
						Reimbursable	Staffing		
Jenkins, J.	04/28/16		17.0	1,826.57	1,826.57				
Jenkins, J.	04/30/16		24.0	2,578.68	2,578.68				
Lauritson, R.	04/29/16		15.0	1,828.58	1,828.58				
Taylor, J.	04/26/16		24.0	992.16	992.16				
Ederer, T.	04/25/16		10.0	963.00	963.00				
Ederer, T.	05/04/16		8.0	963.00	963.00				
		<b>Payroll 5/16/16</b>		<b>29,385.90</b>	<b>24,788.70</b>	<b>-</b>	<b>4,597.20</b>		
Holthe, D.	04/24/16		6.5	539.47	539.47				
St. Oegger, D.	04/24/16		7.0	481.95	481.95				
Briner, A.	05/02/16		9.0	686.61			686.61		Crew Sense training
Davis, S.	05/03/16		2.5	163.24			163.24		Crew Sense training
Bennewate, B.	05/05/16		10.0	585.90	585.90				
Poulos, T.	05/05/16		3.0	193.01	193.01				
Powell, K.	05/05/16		1.5	87.82	87.82				
Bennewate, B.	05/09/16		9.0	527.31	527.31				
Elliott, M.	05/09/16		9.0	619.65	619.65				
Lauritson, R.	05/09/16		3.5	426.67	426.67				
Poulos, T.	05/09/16		9.0	579.02	579.02				
Broumand, A.	05/10/16		4.0	247.26	247.26				
Badaracco, J.	05/11/16		3.0	248.67			248.67		Type 6 final inspection
Briner, A.	05/11/16		4.0	305.16			305.16		Draeger burn prop training
Broumand, A.	05/11/16		1.5	92.72			92.72		"Every 15 Minutes" assistance
Fuggles, K.	05/11/16	24.0	-	-	-				
Grant, L.	05/11/16		15.5	749.35	749.35				
Hauser, B.	05/11/16	24.0	-	-	-				
Holthe, D.	05/11/16		4.0	331.98			331.98		Draeger burn prop training
Lauritson, R.	05/11/16		2.5	304.76	304.76				
Zeitsoff, J.	05/11/16		1.5	93.53			93.53		"Every 15 Minutes" assistance
Blake, G.	05/12/16		7.5	483.30	483.30				
McCracken, R.	05/12/16		7.5	495.45	495.45				
Powell, K.	05/12/16		7.5	439.09	439.09				
Wrenn, B.	05/12/16		7.5	362.59	362.59				
Badaracco, J.	05/13/16		6.0	497.34			497.34		Type 6 final inspection

Name	Date Worked	Comp Hrs	OT Hrs	Total Amount	Constant Staffing	Fire		Description
						Reimbursable	Overtime	
Bennewate, B.	05/13/16		24.0	1,406.16	1,406.16			
Briner, A.	05/13/16		10.0	762.90			762.90	Wildland Specialist interview panel
Grant, L.	05/13/16		24.0	1,160.28	1,160.28			
Holthe, D.	05/13/16	16.0	8.0	663.96	663.96			
Whilt, S.	05/13/16		19.0	1,020.30	1,020.30			
Widling, A.	05/13/16		11.0	963.00			963.00	Wildland Specialist interview panel
Zeitsoff, J.	05/13/16		24.0	1,496.52	1,496.52			
Bennewate, B.	05/14/16		6.0	351.54	351.54			
Davis, S.	05/14/16		5.5	359.12			359.12	Draeger burn prop training
Hauser, B.	05/14/16		6.0	349.65			349.65	Draeger burn prop training
Holthe, D.	05/14/16		5.5	456.47			456.47	Draeger burn prop training
Lauritson, R.	05/14/16		6.0	731.43	731.43			
Blake, G.	05/16/16		24.0	1,546.56	1,546.56			
Galbraith, R.	05/16/16		9.0	541.76			541.76	Academy instruction
Walkup, R.	05/16/16		24.0	1,439.64	1,439.64			
Wrenn, B.	05/16/16		6.5	314.24			314.24	Driver operator training
Broumand, A.	05/17/16		1.0	61.82			61.82	"Every 15 Minutes" assistance
Grant, L.	05/17/16		6.5	314.24			314.24	Driver operator training
McCracken, R.	05/17/16		10.0	660.60	660.60			
Whilt, S.	05/17/16		6.5	349.05			349.05	Driver operator training
Wrenn, B.	05/17/16		6.5	314.24			314.24	Driver operator training
Bennewate, B.	05/18/16		5.0	292.95	292.95			
Fuentes, E.	05/18/16		5.0	360.53	360.53			
Galbraith, R.	05/18/16		9.0	541.76			541.76	Academy instruction
Klemowicz, E.	05/18/16	4.0	20.0	1,170.90	1,170.90			
McCracken, R.	05/18/16		1.5	99.09	99.09			
McCracken, R.	05/18/16		24.0	1,585.44	1,585.44			
Widling, A.	05/18/16		24.0	1,925.00	1,925.00			
Wrenn, B.	05/18/16		7.5	362.59			362.59	Driver operator training
Zeitsoff, J.	05/18/16		1.0	62.36			62.36	"Every 15 Minutes" assistance
Briner, A.	05/19/16		4.5	343.31	343.31			
Broumand, A.	05/19/16		4.0	247.26	247.26			
Grant, L.	05/19/16		9.0	435.11			435.11	Driver operator training



Name	Date Worked	Comp Hrs	OT Hrs	Total Amount	Constant Staffing	Fire		Description
						Reimbursable	Overtime	
Poulos, T.	05/19/16		10.0	643.34	643.34			
Skei, E.	05/19/16		8.5	641.96	641.96			
Whilt, S.	05/19/16		9.0	483.30			483.30	Driver operator training
Wrenn, B.	05/19/16		9.5	459.28			459.28	Driver operator training
Zeitsoff, J.	05/19/16		8.5	530.02	530.02			
Fuentes, E.	05/20/16		24.0	1,730.52	1,730.52			
Galbraith, R.	05/20/16		9.0	541.75			541.75	Academy instruction
Grant, L.	05/20/16		8.0	386.76			386.76	Driver operator training
Holthe, D.	05/20/16		9.0	746.96			746.96	Academy instruction
Whilt, S.	05/20/16		8.0	429.60			429.60	Driver operator training
Zeitsoff, J.	05/20/16		24.0	1,496.52	1,496.52			
Edwards, T.	05/21/16		24.0	1,925.00	1,925.00			
Lauritson, R.	05/21/16		24.0	2,925.72	2,925.72			
Fuggles, K.	05/22/16	24.0	-	-	-			
Jenkins, J.	05/22/16		12.0	1,289.34	1,289.34			
Klemowicz, E.	05/22/16	4.0	20.0	1,170.90	1,170.90			
Taylor, J.	05/22/16		12.0	496.08	496.08			
Edwards, T.	05/23/16		24.0	1,925.00	1,925.00			
Hauser, B.	05/23/16		9.5	661.91	661.91			
Wrenn, B.	05/23/16		7.5	362.59			362.59	Academy instruction
			<b>Payroll 6/1/16</b>	<b>51,078.18</b>	<b>39,060.38</b>	<b>-</b>	<b>12,017.80</b>	

**MONTECITO FIRE PROTECTION DISTRICT  
OVERTIME SUMMARY**

**Fiscal Year 2014-15**

Month Paid	Constant Staffing	Fire Assignments	Overtime	Total OT
JULY	54,746.66	-	3,482.39	58,229.05
AUGUST	86,994.40	187,986.81	2,798.86	277,780.07
SEPTEMBER	48,043.14	106,053.76	5,491.04	159,587.93
OCTOBER	52,145.54	43,661.73	6,047.12	101,854.39
NOVEMBER	46,710.60	-	14,769.37	61,479.97
DECEMBER	85,597.37	-	27,550.49	113,147.86
JANUARY	90,637.81	-	7,324.76	97,962.57
FEBRUARY	42,332.31	-	8,579.85	50,912.16
MARCH	62,100.66	-	31,683.75	93,784.41
APRIL	94,279.85	-	20,875.14	115,154.99
MAY	32,281.95	-	8,358.40	40,640.35
JUNE	37,471.74	31,262.47	3,958.29	72,692.50
<b>TOTAL</b>	<b>733,342.01</b>	<b>368,964.77</b>	<b>140,919.46</b>	<b>1,243,226.23</b>

	Cons.Staff.	Fire Asgmts	Overtime	Total OT
YTD May 2015	695,870.27	337,702.30	136,961.17	1,170,533.73

**Fiscal Year 2015-16**

Month Paid	Constant Staffing	Fire Assignments	Overtime	Total OT
JULY	26,341.64	46,353.98	2,422.62	<b>75,118.24</b>
AUGUST	39,374.01	392,353.36	1,923.13	<b>433,650.50</b>
SEPTEMBER	81,872.55	211,227.62	2,502.77	<b>295,602.94</b>
OCTOBER	67,164.38	1,767.60	1,435.33	<b>70,367.31</b>
NOVEMBER	66,602.43	28,894.69	15,424.45	<b>110,921.57</b>
DECEMBER	96,812.16	4,730.31	12,117.85	<b>113,660.32</b>
JANUARY	52,753.02	2,139.45	6,680.76	<b>61,573.23</b>
FEBRUARY	47,051.95	-	3,740.82	<b>50,792.77</b>
MARCH	43,290.30	-	7,347.09	<b>50,637.39</b>
APRIL	56,824.52	-	11,211.22	<b>68,035.74</b>
MAY	63,849.08	-	16,615.00	<b>80,464.08</b>
JUNE				-
<b>TOTAL</b>	<b>641,936.03</b>	<b>687,467.01</b>	<b>81,421.04</b>	<b>1,410,824.08</b>
<b>Budget</b>	<b>750,000.00</b>	<b>325,000.00</b>	<b>125,000.00</b>	
<b>% of Budget</b>	<b>85.6%</b>	<b>211.5%</b>	<b>65.1%</b>	

**MONTECITO FIRE PROTECTION DISTRICT  
FIRE ASSIGNMENTS BILLING DETAIL  
FY 2015-16**

Fire Name, #	Invoice #	Period Covered	Invoice Date	Agency	Total Due	Date		Amount Received
						Received	Received	
Parkhill Fire, CA-SLU-006113		06/20-06/23/15	09/29/15	Cal-OES	\$ 1,037.07		12/14/15	\$ 1,037.07
Mesa Fire, CA-SBC-007898	2015108	06/29-06/30/15	09/29/15	Cal-OES	3,017.51		12/28/15	3,017.51
Lake Fire (E391 & 921), CA-BDF-007894	2015194	07/01-07/03/15	11/30/15	Cal-OES	2,315.59		03/16/16	2,315.59
Lake Fire (932), CA-BDF-007894	2015-17	06/25-07/06/15	10/15/15	USFS	19,227.21		11/18/15	19,227.21
Chorro Fire, CA-LPF-002288	2015-18	08/03-08/06/15	10/15/15	USFS	19,806.16		02/17/16	19,806.16
Mad River Complex, CA-SRF-001433	2015-19	08/02-08/19/15	10/15/15	USFS	28,930.21		02/17/16	28,930.21
Lowell Fire, CA-NEU-017851	20153313	07/26-07/30/15	10/12/15	Cal-OES	46,996.05		12/14/15	46,996.05
CNR Support, CA-CNR-000022	20153454	08/07-08/10/15	10/23/15	Cal-OES	19,391.22		12/28/15	19,391.22
White Fire, CA-SBC-009320	20153603	08/01-08/02/15	10/28/15	Cal-OES	4,058.52		12/28/15	4,058.52
Mad River Complex, CA-SRF-001433	20154095	08/05-08/21/15	11/18/15	USFS	32,622.31		02/05/16	32,622.31
River Complex, CA-SHF-002066	20154054	08/06-08/24/15	11/18/15	USFS	200,562.30		03/04/16	200,562.30
Rocky Fire, CA-LNU-006984	20153812	07/30-08/11/15	11/09/15	Cal-OES	116,362.67		03/01/16	116,362.67
36 Fire, CA-TGU-006675	20154005	08/08-08/10/15	11/16/15	Cal-OES	25,656.88		03/01/16	25,656.88
Jerusalem Fire, CA-LNU-007410	20154367	08/11-08/16/15	11/21/15	Cal-OES	10,927.14		03/01/16	10,927.14
Rough Fire, CA-SNF-001746	20154208	08/22-09/06/15	11/19/15	USFS	221,591.66		02/19/16	221,591.66
ONC Staging, CA-ONC-000005	2015-22	08/06-08/11/15	12/02/15	USFS	28,535.49		02/17/16	28,535.49
Gasquet Complex (921), CA-SRF-001488	2015-23	08/15-09/02/15	12/02/15	USFS	30,772.33		02/17/16	30,772.33
LPNF - Fire Support, CA-LPF-000004	2015-24	8/29/2015	12/02/15	USFS	799.94		02/17/16	799.94
Cuesta Fire, CA-SLU-008555	20154658	08/18-08/27/15	12/02/15	Cal-OES	29,628.07		03/01/16	29,628.07
Fork Complex, CA-SHF-002067	20154773	08/10-08/20/15	12/04/15	USFS	144,153.71		03/16/16	144,153.71
Gasquet Complex, CA-SRF-001488 (PIO)	20154597	08/30-09/14/15	12/02/15	USFS	39,221.56		03/10/16	39,221.56
Gasquet Complex, CA-SRF-001488 (900)	20154568	08/30-09/14/15	12/08/15	USFS	67,689.24		03/15/16	67,689.24
Butte Fire, CA-AEU-024918	20155830	09/10-09/21/15	01/17/16	Cal-OES	157,871.59		03/18/16	157,871.59
Valley Fire, CA-LNU-008670	20155430	09/16-09/17/15	01/29/16	Cal-OES	8,822.90		03/18/16	8,822.90
Gibraltar Fire, CA-LPF-003471	2016-02	10/29-10/30/15	02/22/16	USFS	42,569.09		03/24/16	42,569.09
Solimar Fire, CA-VNC-089187	20156173	12/26-12/27/15	02/09/16	Cal-OES	14,521.02		04/05/16	14,521.02
					<b>\$ 1,317,087.44</b>			<b>\$ 1,317,087.44</b>

Account Reconciliation	Total Due	Budgeted Revenue	Unanticipated Revenue
Acct 3750 - Cal-OES Revenue	440,606	260,000	180,606
Acct 4476 - USFS Revenue	876,481	65,000	811,481
<b>Total Revenue</b>	<b>1,317,087</b>	<b>325,000</b>	<b>992,087</b>

Cochrane Property Management, Inc.

Period: 01 May 2016-31 May 2016

P.O. Box 4370  
Santa Barbara, CA 93140

## Owner Statement



Montecito Fire Protection District (MFPD)  
c/o Cochrane Property Management, Inc.  
PO Box 4370  
Santa Barbara, CA 93140



Properties  
**186 - Cochrane Prop.**  
Mgmt. FBO MFPD -  
1255-1259 E. Valley Road  
Santa Barbara, CA 93108

Date	Payee / Payer	Type	Reference	Description	Income	Expense	Balance
				Beginning Cash Balance as of 05/01/2016			5,000.00
05/01/2016	Leslie Muller	eCheck receipt	EFA9-03FC	1257 - Rent Income - May 2016	1,350.00		6,350.00
05/02/2016	Larry Todd Edwards	eCheck receipt	18E4-D7CE	1255 - Rent Income - April 2016	76.54		6,426.54
05/02/2016	Larry Todd Edwards	eCheck receipt	18E4-D7CE	1255 - Rent Income - May 2016	1,641.46		8,068.00
05/02/2016	Brandon Bennewate	eCheck receipt	22ED-1B00	1259 - Rent Income - May 2016	1,287.00		9,355.00
05/09/2016	O'Conner Pest Control (SB)	Check	18820	Pest Control - 4/11/16 - no rodent service - 30 bait stations - May 2016 - no rodent service - 30 bait stations		92.00	9,263.00
05/22/2016	Montecito Water District	Payment	ACH	Water/Sewer - monthly water 01-1256-03: 3/25/16 - 4/26/16 (11 HCF) - May 2016 - Montecito Water monthly bill		69.22	9,193.78
05/23/2016	Cochrane Property Management, Inc.	Check	18821	Administrative Fee - Monthly service fee - min \$5 - May 2016 - Monthly service fee - min \$5		5.00	9,188.78
05/23/2016	Cochrane Property Management, Inc.	Check	18821	Property Mgmt Fees - Property Mgmt Fees for 05/2016		261.30	8,927.48
05/23/2016	Peyton/Scapes	Check	18822	1255 - Gardening/Landscaping - 4/30/16 no gardening 1255 - May 2016		55.00	8,872.48
05/23/2016	Peyton/Scapes	Check	18822	1257 - Gardening/Landscaping - 4/30/16 no gardening 1257 - May 2016		55.00	8,817.48
05/23/2016	Peyton/Scapes	Check	18822	1259 - Gardening/Landscaping - 4/30/16 no gardening 1259 - May 2016		55.00	8,762.48
05/23/2016	Rayne Water Conditioning	Check	18823	1257 - Water/Sewer - 5/4/16 Monthly water softening - May 2016		47.00	8,715.48
05/23/2016	Rayne Water Conditioning	Check	18823	1255 - Water/Sewer - 5/4/16 Monthly water softening - May 2016		75.00	8,640.48
05/23/2016	Rayne Water Conditioning	Check	18823	1259 - Water/Sewer - 5/4/16 Monthly water softening - May 2016		47.00	8,593.48
				Ending Cash Balance			8,593.48
<b>Total</b>					<b>4,355.00</b>	<b>761.52</b>	

**Cash Flow****Cochrane Property Management, Inc.**

Properties: 186 - Cochrane Prop. Mgmt. FBO MFPD - 1255-1259 E. Valley Road Santa Barbara, CA 93108

Owned By: Montecito Fire Protection District (MFPD)

Date Range: 05/01/2016 to 05/31/2016

Account Name	Selected Period	% of Selected Period	Fiscal Year To Date	% of Fiscal Year To Date
<b>Operating Income &amp; Expense</b>				
<b>Income</b>				
<b>Income</b>				
Rent Income	4,355.00	100.00	21,775.00	100.00
<b>Total Income</b>	<b>4,355.00</b>	<b>100.00</b>	<b>21,775.00</b>	<b>100.00</b>
<b>Total Operating Income</b>	<b>4,355.00</b>	<b>100.00</b>	<b>21,775.00</b>	<b>100.00</b>
<b>Expense</b>				
<b>Office Expenses</b>				
Administrative Fee	5.00	0.11	25.00	0.11
<b>Total Office Expenses</b>	<b>5.00</b>	<b>0.11</b>	<b>25.00</b>	<b>0.11</b>
<b>Repair &amp; Maintenance</b>				
Gardening/ Landscaping	165.00	3.79	825.00	3.79
Plumbing	0.00	0.00	417.57	1.92
Pest Control	92.00	2.11	570.00	2.62
<b>Total Repair &amp; Maintenance</b>	<b>257.00</b>	<b>5.90</b>	<b>1,812.57</b>	<b>8.32</b>
Property Mgmt Fees	261.30	6.00	1,306.50	6.00
<b>Utilities</b>				
Water/Sewer	238.22	5.47	1,366.94	6.28
Trash/Recycling	0.00	0.00	538.74	2.47
<b>Total Utilities</b>	<b>238.22</b>	<b>5.47</b>	<b>1,905.68</b>	<b>8.75</b>
<b>Total Operating Expense</b>	<b>761.52</b>	<b>17.49</b>	<b>5,049.75</b>	<b>23.19</b>
<b>NOI - Net Operating Income</b>	<b>3,593.48</b>	<b>82.51</b>	<b>16,725.25</b>	<b>76.81</b>
Total Income	4,355.00	100.00	21,775.00	100.00
Total Expense	761.52	17.49	5,049.75	23.19
<b>Net Income</b>	<b>3,593.48</b>	<b>82.51</b>	<b>16,725.25</b>	<b>76.81</b>
<b>Other Items</b>				
Owner Distribution	0.00		-16,381.67	
<b>Net Other Items</b>	<b>0.00</b>		<b>-16,381.67</b>	
<b>Cash Flow</b>	<b>3,593.48</b>		<b>343.58</b>	
Beginning Cash	5,000.00		8,249.90	
Beginning Cash + Cash Flow	8,593.48		8,593.48	
Actual Ending Cash	8,593.48		8,593.48	



# ATTACHMENT

#B







---

## STAFF REPORT

---

**Prepared for:** Montecito Fire Protection Finance Committee  
**Prepared by:** Chief Hickman and Araceli Gil, District Accountant  
**Date:** June 13, 2016  
**Topic:** Budget Amendment for Fiscal Year 2015-16

---

### Summary

---

Staff is requesting approval to amend the budget for fiscal year 2015-16, per Resolution 2016-03.

### Discussion

---

The proposed amendment would establish appropriations of \$992,000, all revenue received from assisting with state and federal fire assignments.

The appropriations from the fire assignment revenue will be used to fund overtime allocated to account 6301, Overtime – Reimbursable, for the full amount of \$992,000. As of May 31, 2015, the overtime expense is over budget by \$360,000, due to the overtime incurred by staff assisting in fire assignments. Staff recommends that the fire assignment revenue be allocated to the overtime line account in order to ensure that there are sufficient funds to cover the overtime expense through this fiscal year-end.

Overall, the total increases in revenue and expenditures total the same amount, \$992,000, therefore, the net effect on the District's fund balance for this adjustment will be zero.

Please see the attached draft resolution and proposed amended budgets for more details.

### Conclusion

---

Staff recommends that the Finance Committee make recommendation to the Board to approve Resolution 2016-03, Amending Final Budget for FY 2015-16.

**MONTECITO FIRE PROTECTION DISTRICT  
FIRE ASSIGNMENTS BILLING DETAIL  
FY 2015-16**

Fire Name, #	Invoice #	Period Covered	Invoice Date	Agency	Total Due	Date		Amount Received
						Received	Received	
Parkhill Fire, CA-SLU-006113		06/20-06/23/15	09/29/15	Cal-OES	\$ 1,037.07		12/14/15	\$ 1,037.07
Mesa Fire, CA-SBC-007898	2015108	06/29-06/30/15	09/29/15	Cal-OES	3,017.51		12/28/15	3,017.51
Lake Fire (E391 & 921), CA-BDF-007894	2015194	07/01-07/03/15	11/30/15	Cal-OES	2,315.59		03/16/16	2,315.59
Lake Fire (932), CA-BDF-007894	2015-17	06/25-07/06/15	10/15/15	USFS	19,227.21		11/18/15	19,227.21
Chorro Fire, CA-LPF-002288	2015-18	08/03-08/06/15	10/15/15	USFS	19,806.16		02/17/16	19,806.16
Mad River Complex, CA-SRF-001433	2015-19	08/02-08/19/15	10/15/15	USFS	28,930.21		02/17/16	28,930.21
Lowell Fire, CA-NEU-017851	20153313	07/26-07/30/15	10/12/15	Cal-OES	46,996.05		12/14/15	46,996.05
CNR Support, CA-CNR-000022	20153454	08/07-08/10/15	10/23/15	Cal-OES	19,391.22		12/28/15	19,391.22
White Fire, CA-SBC-009320	20153603	08/01-08/02/15	10/28/15	Cal-OES	4,058.52		12/28/15	4,058.52
Mad River Complex, CA-SRF-001433	20154095	08/05-08/21/15	11/18/15	USFS	32,622.31		02/05/16	32,622.31
River Complex, CA-SHF-002066	20154054	08/06-08/24/15	11/18/15	USFS	200,562.30		03/04/16	200,562.30
Rocky Fire, CA-LNU-006984	20153812	07/30-08/11/15	11/09/15	Cal-OES	116,362.67		03/01/16	116,362.67
36 Fire, CA-TGU-006675	20154005	08/08-08/10/15	11/16/15	Cal-OES	25,656.88		03/01/16	25,656.88
Jerusalem Fire, CA-LNU-007410	20154367	08/11-08/16/15	11/21/15	Cal-OES	10,927.14		03/01/16	10,927.14
Rough Fire, CA-SNF-001746	20154208	08/22-09/06/15	11/19/15	USFS	221,591.66		02/19/16	221,591.66
ONC Staging, CA-ONC-000005	2015-22	08/06-08/11/15	12/02/15	USFS	28,535.49		02/17/16	28,535.49
Gasquet Complex (921), CA-SRF-001488	2015-23	08/15-09/02/15	12/02/15	USFS	30,772.33		02/17/16	30,772.33
LPNF - Fire Support, CA-LPF-000004	2015-24	8/29/2015	12/02/15	USFS	799.94		02/17/16	799.94
Cuesta Fire, CA-SLU-008555	20154658	08/18-08/27/15	12/02/15	Cal-OES	29,628.07		03/01/16	29,628.07
Fork Complex, CA-SHF-002067	20154773	08/10-08/20/15	12/04/15	USFS	144,153.71		03/16/16	144,153.71
Gasquet Complex, CA-SRF-001488 (PIO)	20154597	08/30-09/14/15	12/02/15	USFS	39,221.56		03/10/16	39,221.56
Gasquet Complex, CA-SRF-001488 (900)	20154568	08/30-09/14/15	12/08/15	USFS	67,689.24		03/15/16	67,689.24
Butte Fire, CA-AEU-024918	20155830	09/10-09/21/15	01/17/16	Cal-OES	157,871.59		03/18/16	157,871.59
Valley Fire, CA-LNU-008670	20155430	09/16-09/17/15	01/29/16	Cal-OES	8,822.90		03/18/16	8,822.90
Gibraltar Fire, CA-LPF-003471	2016-02	10/29-10/30/15	02/22/16	USFS	42,569.09		03/24/16	42,569.09
Solimar Fire, CA-VNC-089187	20156173	12/26-12/27/15	02/09/16	Cal-OES	14,521.02		04/05/16	14,521.02
					<b>\$ 1,317,087.44</b>			<b>\$ 1,317,087.44</b>

Account Reconciliation		Total Due	Budgeted Revenue	Unanticipated Revenue
Acct 3750 - Cal-OES Revenue		440,606	260,000	180,606
Acct 4476 - USFS Revenue		876,481	65,000	811,481
<b>Total Revenue</b>		<b>1,317,087</b>	<b>325,000</b>	<b>992,087</b>

**MONTECITO FIRE PROTECTION DISTRICT  
PROPOSED AMENDED BUDGET  
FISCAL YEAR 2015-16  
JUNE 27, 2016**

<b>FUND 3650 - GENERAL FUND</b>
---------------------------------

Account	Line Item Description	Adopted Final Budget	Proposed Budget Amendment	Final Amended Budget
<b>REVENUES</b>				
<b>Taxes</b>				
3010	Property Tax - Secured	14,439,960	-	14,439,960
3011	Property Tax - Unitary	113,640	-	113,640
3015	Property Tax - Prior Secured	(37,185)	-	(37,185)
3020	Property Tax - Unsecured	619,890	-	619,890
3054	Supplemental Property Tax	237,945	-	237,945
	<b>Total Taxes Revenue</b>	15,374,250	-	15,374,250
<b>Use of Money and Property</b>				
3380	Interest Income	17,465	-	17,465
3409	Rental Property Income	51,660	-	51,660
	<b>Total Use of Money and Property</b>	69,125	-	69,125
<b>Intergovernmental Revenue - State</b>				
3750	State-Emergency Assistance (Fire Asgmt)	260,000	180,500	440,500
4220	Homeowners Property Tax Relief	84,365	-	84,365
	<b>Total Intergovernmental Revenue - State</b>	344,365	180,500	524,865
<b>Intergovernmental Revenue - Federal</b>				
4476	Federal Emergency Assistance (Fire Asgmt)	65,000	811,500	876,500
	<b>Total Intergovernmental Revenue - Federal</b>	65,000	811,500	876,500
<b>Charges for Services</b>				
5105	Reimbursement for District Services	183,020	-	183,020
	<b>Total Charges for Services</b>	183,020	-	183,020
<b>Miscellaneous Revenue</b>				
5909	Other Miscellaneous Revenue	5,860	-	5,860
	<b>Total Miscellaneous Revenue</b>	5,860	-	5,860
<b>Financing Sources</b>				
5910	Transfer from Land & Building Fund (3653)	2,459,473	-	2,459,473
	<b>Total Financing Sources</b>	2,459,473	-	2,459,473
	<b>TOTAL GENERAL FUND REVENUES</b>	18,501,093	992,000	19,493,093

**MONTECITO FIRE PROTECTION DISTRICT  
PROPOSED AMENDED BUDGET  
FISCAL YEAR 2015-16  
JUNE 27, 2016**

<b>FUND 3650 - GENERAL FUND</b>
---------------------------------

Account	Line Item Description	Adopted Final Budget	Proposed Budget Amendment	Final Amended Budget
<b>EXPENDITURES</b>				
<b>Salaries &amp; Employee Benefits</b>				
6100	Regular Salaries	6,977,727	-	6,977,727
6300	Overtime	125,000	-	125,000
6301	Overtime - Reimbursable	325,000	992,000	1,317,000
6310	Overtime - Constant Staffing	750,000	-	750,000
6400	Retirement Contributions	2,106,890	-	2,106,890
6475	Retiree Medical OPEB	3,293,913	-	3,293,913
6550	FICA/Medicare	112,717	-	112,717
6600	Insurance Contributions	1,415,488	-	1,415,488
6700	Unemployment Insurance	9,100	-	9,100
6900	Workers Compensation Insurance	525,000	-	525,000
	<b>Total Salaries &amp; Employee Benefits</b>	<b>15,640,835</b>	<b>992,000</b>	<b>16,632,835</b>
<b>Services &amp; Supplies</b>				
7030	Clothing and PPE	49,500	-	49,500
7050	Communications	77,300	-	77,300
7060	Food	2,500	-	2,500
7070	Household Supplies	33,760	-	33,760
7090	Insurance: Liability/Auto/Prop.	31,000	-	31,000
7120	Equipment Maintenance	35,000	-	35,000
7200	Structure and Ground Maintenance	38,550	-	38,550
7205	Fire Defense Zone (Hazard Mitigation)	140,750	-	140,750
7322	Consulting and Management Fees	3,100	-	3,100
7324	Audit and Accounting Fees	23,250	-	23,250
7348	Instruments & Equip. < \$5,000	99,090	-	99,090
7363	Equipment Maintenance (Vehicles)	58,000	-	58,000
7400	Medical & First Aid Supplies	44,860	-	44,860
7430	Memberships	9,500	-	9,500
7450	Office Expense	58,530	-	58,530
7460	Professional and Special Services	371,000	-	371,000
7507	ADP Payroll Fees	7,500	-	7,500
7510	Contractual Services	43,300	-	43,300
7530	Publications & Legal Notices	3,000	-	3,000
7546	Administrative Tax Expense	165,000	-	165,000
7580	Rents & Leases	4,400	-	4,400
7630	Small Tools & Instruments	12,090	-	12,090
7650	Special District Expense	61,500	-	61,500
7671	Special Projects	17,500	-	17,500
7730	Transportation and Travel	25,000	-	25,000

**MONTECITO FIRE PROTECTION DISTRICT  
PROPOSED AMENDED BUDGET  
FISCAL YEAR 2015-16  
JUNE 27, 2016**

<b>FUND 3650 - GENERAL FUND</b>
---------------------------------

Account	Line Item Description	Adopted Final Budget	Proposed Budget Amendment	Final Amended Budget
7731	Gasoline/Oil/Fuel	63,000	-	63,000
7732	Training	89,750	-	89,750
7760	Utilities	48,000	-	48,000
	Total Services & Supplies	1,615,730	-	1,615,730
<b>Other Charges</b>				
7860	Contributions to Other Agencies (STB)	25,000	-	25,000
	Total Other Charges	25,000	-	25,000
<b>Capital Assets</b>				
8300	Equipment	153,250	-	153,250
	Total Capital Assets	153,250	-	153,250
<b>OTHER FINANCING USES</b>				
7901	Transfer To Pension Obligation Fund (3651)	795,500	-	795,500
7901	Transfer To Capital Outlay Fund (3652)	270,000	-	270,000
	Total Other Financing Uses	1,065,500	-	1,065,500
	<b>TOTAL EXPENDITURES &amp; TRANSFERS</b>	<b>18,500,315</b>	<b>992,000</b>	<b>19,492,315</b>
	Net Financial Impact	778	-	778



**RESOLUTION NO. 2016-03**

**RESOLUTION OF THE GOVERNING BOARD  
OF THE MONTECITO FIRE PROTECTION DISTRICT  
AMENDING THE FINAL BUDGET FOR FISCAL YEAR 2015-16**

WHEREAS, a final budget for the District for Fiscal Year 2015-16 was adopted by the Board on September 28, 2015; and

WHEREAS, the District has now received unanticipated, non-budgeted reimbursements for fire assignments, which are considered additional revenues rather than a reduction of expenditures; and

WHEREAS, the following account needs to be adjusted by the following amount to accommodate overtime:

<u>Fund 3650 – General Fund</u>	
Overtime - Reimbursable	\$ 992,000

NOW, THEREFORE, the Board of Directors of the Montecito Fire Protection District hereby resolves as follows:

That the following revised budget be adopted for the Fiscal Year 2015-16:

<u>Fund 3650 – General</u>	
Salaries & Employee Benefits	\$ 16,632,835
Services & Supplies	1,615,730
Other Charges	25,000
Capital Assets	153,250
Transfer to Pension Obligation Fund	795,500
Transfer to Capital Outlay Fund	<u>270,000</u>
	\$ 19,492,315
<u>Fund 3651 – Pension Obligation</u>	
Services & Supplies	\$ 795,573
<u>Fund 3652 – Capital Outlay</u>	
Services & Supplies	\$ 30,000
Capital Assets	<u>315,900</u>
	\$ 345,900
<u>Fund 3653 – Land &amp; Building</u>	
Capital Assets	\$ 100,000
Transfer to General Fund	<u>2,459,473</u>
	\$ 2,559,473

PASSED AND ADOPTED by the governing board of the Montecito Fire Protection District this 27th day of June, 2016, by the following vote:

AYES:  
NAYS:  
ABSTAIN:  
ABSENT:

---

President of the Board of Directors  
Montecito Fire Protection District

ATTEST:

---

Secretary of the Board of Directors  
Montecito Fire Protection District

DRAFT



# ATTACHMENT

#C



**MONTECITO FIRE PROTECTION DISTRICT  
PRELIMINARY BUDGET DRAFT  
FISCAL YEAR 2016-17**

<b>FUND 3650 - GENERAL FUND</b>				
<u>Account</u>	<u>Line Item Description</u>	<u>Prelim. Budget FY 2016-17</u>	<u>Final Budget FY 2015-16</u>	<u>Increase/ (Decrease)</u>
<b>REVENUES</b>				
<b>Taxes</b>				
3010	Property Tax - Secured	14,857,275	14,439,960	417,315
3011	Property Tax - Unitary	116,925	113,640	3,285
3015	Property Tax - Prior Secured	(38,260)	(37,185)	(1,075)
3020	Property Tax - Unsecured	637,805	619,890	17,915
3054	Supplemental Property Tax	<u>214,150</u>	<u>237,945</u>	<u>(23,795)</u>
	<b>Total Taxes Revenue</b>	15,787,895	15,374,250	413,645
<b>Use of Money and Property</b>				
3380	Interest Income	7,685	17,465	(9,780)
3409	Rental Property Income	<u>51,660</u>	<u>51,660</u>	<u>-</u>
	<b>Total Use of Money and Property</b>	59,345	69,125	(9,780)
<b>Intergovernmental Revenue - State</b>				
3750	State-Emergency Assistance (Fire Asgmt)	325,000	260,000	65,000
4220	Homeowners Property Tax Relief	<u>84,365</u>	<u>84,365</u>	<u>-</u>
	<b>Total Intergovernmental Revenue - State</b>	409,365	344,365	65,000
<b>Intergovernmental Revenue - Federal</b>				
4476	Federal Emergency Assistance (Fire Asgmt)	<u>130,000</u>	<u>65,000</u>	<u>65,000</u>
	<b>Total Intergovernmental Revenue - Federal</b>	130,000	65,000	65,000
<b>Charges for Services</b>				
5105	Reimbursement for District Services	185,600	183,020	2,580
	AMR First Response Payment	97,965	96,165	-
	CSFD Dispatch Services	87,635	86,855	-
	<b>Total Charges for Services</b>	185,600	183,020	2,580
<b>Miscellaneous Revenue</b>				
5909	Other Miscellaneous Revenue	5,860	5,860	-
	Westmont Payment	4,260	4,260	-
	Other	1,600	1,600	-
	<b>Total Miscellaneous Revenue</b>	5,860	5,860	-
<b>Financing Sources</b>				
5910	Transfer from Land & Building Fund (3653)	-	2,459,473	(2,459,473)
	<b>Total Financing Sources</b>	-	2,459,473	(2,459,473)
	<b>TOTAL GENERAL FUND REVENUES</b>	<u>16,578,065</u>	<u>18,501,093</u>	<u>(1,923,028)</u>

**MONTECITO FIRE PROTECTION DISTRICT  
PRELIMINARY BUDGET DRAFT  
FISCAL YEAR 2016-17**

<b>FUND 3650 - GENERAL FUND</b>				
<u>Account</u>	<u>Line Item Description</u>	<u>Prelim. Budget FY 2016-17</u>	<u>Final Budget FY 2015-16</u>	<u>Increase/ (Decrease)</u>
<b>EXPENDITURES</b>				
<b>Salaries &amp; Employee Benefits</b>				
6100	Regular Salaries	6,718,100	6,977,727	(259,627)
	Salaries	6,667,050	6,927,577	
	Auxiliary	20,000	20,000	
	Directors fees	31,050	30,150	
6300	Overtime	125,000	125,000	-
6301	Overtime - Reimbursable	455,000	325,000	130,000
6310	Overtime - Constant Staffing	750,000	750,000	-
6400	Retirement Contributions	2,247,715	2,106,890	140,825
6475	Retiree Medical OPEB	-	3,293,913	(3,293,913)
6550	FICA/Medicare	96,890	112,717	(15,827)
6600	Insurance Contributions	1,573,805	1,415,488	158,317
	Health Insurance	1,320,000	1,191,430	
	Dental Insurance	199,585	175,905	
	Vision Insurance	40,176	35,899	
	Life Insurance	10,044	8,754	
	Employee Assistance Program	1,500	1,500	
	Flexible Spending Account Admin.	2,500	2,000	
6700	Unemployment Insurance	8,130	9,100	(970)
6900	Workers Compensation Insurance	525,000	525,000	-
	<b>Total Salaries &amp; Employee Benefits</b>	<b>12,499,640</b>	<b>15,640,835</b>	<b>(3,141,195)</b>
<b>Services &amp; Supplies</b>				
7030	Clothing and PPE	64,950	49,500	15,450
	Operational	12,000	12,000	
	Turnout sets	35,000	35,000	
	Active shooter helmets/armor (14)	14,000	-	
	Wildland helmets (30)	2,500	-	
	SCBA tags	1,000	-	
	Investigator uniform shirts/patches	450	-	
	Helmet shields	-	2,500	
7050	Communications	127,900	77,300	50,600
	Operational	87,500	73,500	
	SB County IT Services	4,800	3,800	
	Cell phone upgrades	3,500	-	
	Phone system replacement	5,500	-	
	MDC iPads for engines/vehicles	26,600	-	
7060	Food	2,500	2,500	-

**MONTECITO FIRE PROTECTION DISTRICT  
PRELIMINARY BUDGET DRAFT  
FISCAL YEAR 2016-17**

<b>FUND 3650 - GENERAL FUND</b>				
<u>Account</u>	<u>Line Item Description</u>	<u>Prelim. Budget FY 2016-17</u>	<u>Final Budget FY 2015-16</u>	<u>Increase/ (Decrease)</u>
7070	Household Supplies	32,500	33,760	(1,260)
	Operational	26,000	26,000	
	Dining chairs repairs	2,600	-	
	Gas outdoor grills (2)	3,500	-	
	Dispatch dorm refrigerator	400	-	
	Boardroom chairs	-	6,700	
	Vacuums (2)	-	1,060	
7090	Insurance: Liability/Auto/Prop.	31,000	31,000	-
7120	Equipment Maintenance	35,000	35,000	-
7200	Structure and Ground Maintenance	32,050	38,550	(6,500)
	Operational	26,550	26,550	
	Rental property	5,500	12,000	
7205	Fire Defense Zone (Hazard Mitigation)	<b>268,000</b>	140,750	127,250
7322	Consulting and Management Fees	3,100	3,100	-
7324	Audit and Accounting Fees	23,250	23,250	-
7348	Instruments & Equip. < \$5,000	45,575	99,090	(53,515)
	Hose equipment and maintenance	6,000	10,000	
	UHF & VHF mobile radios (2)	5,775	6,250	
	Rope rescue (maintenance)	6,300	-	
	Wireless command headsets (4)	12,500	-	
	Wireless modems for engines	15,000	-	
	SCBA bottles (6)	-	6,950	
	Flip-tip nozzles (3)	-	3,240	
	Intersection detectors installation	-	2,000	
	Rit-Paks III (2)	-	6,150	
	Mobile Data Computers (6)	-	27,000	
	Computer replacement plan	-	37,500	
7363	Equipment Maintenance (Vehicles)	60,200	58,000	2,200
	Operational	58,000		
	Seats for E391 (2)	2,200		
7400	Medical & First Aid Supplies	44,800	44,860	(60)
	Operational	18,750	16,550	
	Fireline Paramedic equipment	-	6,000	
	Lifepak maintenance service	5,250	5,230	
	Lifepak AEDs for Fireline PM (2)	-	4,800	
	Airway manikin	7,350	1,730	
	AED Supplies	1,950	1,550	
	Narcotics medical vaults	-	9,000	
	Cardia monitor modems	9,200		
	Lifepak batteries/chargers	2,300		
7430	Memberships	9,500	9,500	-

**MONTECITO FIRE PROTECTION DISTRICT  
PRELIMINARY BUDGET DRAFT  
FISCAL YEAR 2016-17**

<b>FUND 3650 - GENERAL FUND</b>				
<u>Account</u>	<u>Line Item Description</u>	<u>Prelim. Budget FY 2016-17</u>	<u>Final Budget FY 2015-16</u>	<u>Increase/ (Decrease)</u>
7450	Office Expense	20,000	58,530	(38,530)
	Operational	20,000	20,000	
	Document imaging software	-	9,200	
	iPad 2 Air	-	830	
	Keyboard for Imagetrend tablet	-	500	
	Ergonomic desks/chairs	-	28,000	
7460	Professional and Special Services	284,750	371,000	(86,250)
	Operational	256,750	248,000	
	Marketing/public relations	28,000	28,000	
	CWPP Study	-	60,000	
	Telestaff scheduling system	-	35,000	
7507	ADP Payroll Fees	7,500	7,500	-
7510	Contractual Services (see detail)	51,000	43,300	7,700
7530	Publications & Legal Notices	3,000	3,000	-
7546	Administrative Tax Expense	200,000	165,000	35,000
7580	Rents & Leases (Gibraltar)	4,400	4,400	-
7630	Small Tools & Instruments	9,600	12,090	(2,490)
	Operational	6,000	6,000	
	HazMat team equipment	3,000	3,000	
	Fire investigator helmet lights (4)	600	-	
	Diagnostic scan tool	-	1,115	
	Pick headed axe	-	400	
	Yeti ice chest	-	275	
	Exercise bikes (2)	-	1,300	
7650	Special District Expense	42,000	61,500	(19,500)
	Operational (permits, fees, other)	17,500	15,000	
	LAFCO	13,000	13,000	
	Election expenses (Directors)	9,000	-	
	Promotion/new hire expenses	2,500	11,000	
	HEARO Radio program	-	20,000	
	District recognition/awards	-	2,500	
7671	Special Projects	18,500	17,500	1,000
	Public Education materials	7,500	7,500	
	Pre-hazard abatement brochure	6,000	5,000	
	Evacuation drill expenses	5,000	5,000	
7730	Transportation and Travel	25,000	25,000	-
7731	Gasoline/Oil/Fuel	63,000	63,000	-
7732	Training	87,750	89,750	(2,000)
	Operational	85,000	75,000	
	Paramedic training	2,750	2,750	
	Blue Card Command	-	12,000	

**MONTECITO FIRE PROTECTION DISTRICT  
PRELIMINARY BUDGET DRAFT  
FISCAL YEAR 2016-17**

<b>FUND 3650 - GENERAL FUND</b>						
<u>Account</u>	<u>Line Item Description</u>	<u>Prelim. Budget FY 2016-17</u>		<u>Final Budget FY 2015-16</u>		<u>Increase/ (Decrease)</u>
7760	Utilities		48,000		48,000	-
	Operational	43,000	-	43,000	-	-
	Rental housing utilities	5,000	-	5,000	-	-
	<b>Total Services &amp; Supplies</b>		<b>1,644,825</b>		<b>1,615,730</b>	<b>29,095</b>
<b>Other Charges</b>						
7860	Contributions to Other Agencies (STB)		-		25,000	(25,000)
	<b>Total Other Charges</b>		<b>-</b>		<b>25,000</b>	<b>(25,000)</b>
<b>Capital Assets</b>						
8300	Equipment		306,600		153,250	153,350
	Dispatch radio system	190,000				
	VHF/UHF portable radios	16,600	-	10,750	-	-
	Wet barrel hydrants replacement	50,000	-	50,000	-	-
	Dept. Ops. Center tech. upgrade	50,000	-	50,000	-	-
	Basement radio back-up battery	-	-	10,000	-	-
	Thermal Imager Cameras (2)	-	-	32,500	-	-
	<b>Total Capital Assets</b>		<b>306,600</b>		<b>153,250</b>	<b>153,350</b>
<b>OTHER FINANCING USES</b>						
7901	Transfer To Pension Obligation Fund (3651)		456,000		795,500	(339,500)
7901	Transfer To Capital Outlay Fund (3652)		352,000		270,000	82,000
7901	Transfer To Land & Building Fund (3653)		834,000		-	834,000
	<b>Total Other Financing Uses</b>		<b>1,642,000</b>		<b>1,065,500</b>	<b>576,500</b>
	<b>TOTAL EXPENDITURES &amp; TRANSFERS</b>		<b>16,093,065</b>		<b>18,500,315</b>	<b>(2,407,250)</b>
	<b>Net Financial Impact</b>		<b>485,000</b>		<b>778</b>	
<b>Fund 3650 Fund Balance Detail</b>						
	Reserves: Catastrophic (\$2,200,000)		1,200,000		1,200,000	
	Reserves: Economic Uncertainties		3,610,000		-	
	Unrestricted Residual Fund Balance		7,814		3,617,036	
	Net Financial Impact		485,000		778	
	Projected Ending Fund Balance at 6/30/2017		5,302,814		4,817,814	

**MONTECITO FIRE PROTECTION DISTRICT  
PRELIMINARY BUDGET DRAFT  
FISCAL YEAR 2016-17**

FUND 3651 - PENSION OBLIGATION FUND				
Account	Line Item Description	Prelim. Budget FY 2016-17	Final Budget FY 2015-16	Increase/ (Decrease)
<b>REVENUES</b>				
Financing Sources				
5910	Transfer from General Fund (3650)	456,000	795,500	(339,500)
	<b>TOTAL FUND REVENUES</b>	<b>456,000</b>	<b>795,500</b>	<b>(339,500)</b>
<b>EXPENDITURES</b>				
Services & Supplies				
7460	Administration Fee	3,500	3,000	500
7830	Interest Expense	17,402	51,573	(34,171)
	<b>Total Services &amp; Supplies</b>	<b>20,902</b>	<b>54,573</b>	<b>(33,671)</b>
<b>OTHER FINANCING USES</b>				
7910	Long Term Debt Principal Repayment	435,000	741,000	(306,000)
	<b>Other Financing Uses</b>	<b>435,000</b>	<b>741,000</b>	<b>(306,000)</b>
	<b>TOTAL EXPENDITURES &amp; TRANSFERS</b>	<b>455,902</b>	<b>795,573</b>	<b>(339,671)</b>
	<b>Net Financial Impact</b>	<b>98</b>	<b>(73)</b>	
<b>Fund 3651 Equity</b>				
	Beginning Fund Balance at 7/1/2016	107	180	
	Net Financial Impact	98	(73)	
	Projected Ending Fund Balance at 6/30/2017	205	107	



**MONTECITO FIRE PROTECTION DISTRICT  
PRELIMINARY BUDGET DRAFT  
FISCAL YEAR 2016-17**

<b>FUND 3652 - CAPITAL OUTLAY FUND</b>				
<u>Account</u>	<u>Line Item Description</u>	<u>Prelim. Budget FY 2016-17</u>	<u>Final Budget FY 2015-16</u>	<u>Increase/ (Decrease)</u>
<b>REVENUES</b>				
<b>Use of Money and Property</b>				
3380	Interest Income	10,000	-	10,000
	<b>Total Use of Money and Property</b>	<b>10,000</b>	<b>-</b>	<b>10,000</b>
<b>Financing Sources</b>				
5910	Transfer from General Fund (3650)	352,000	270,000	82,000
	<b>Total Financing Sources</b>	<b>352,000</b>	<b>270,000</b>	<b>82,000</b>
<b>Other Financing Sources</b>				
5919	Sale of Capital Assets	-	30,000	(30,000)
	<b>Total Other Financing Sources</b>	<b>-</b>	<b>30,000</b>	<b>(30,000)</b>
	<b>TOTAL FUND REVENUES</b>	<b>362,000</b>	<b>300,000</b>	<b>62,000</b>
<b>EXPENDITURES</b>				
<b>Services &amp; Supplies</b>				
7363	Equipment Maintenance (Vehicles)	-	30,000	(30,000)
	<b>Total Services &amp; Supplies</b>	<b>-</b>	<b>30,000</b>	<b>(30,000)</b>
<b>Capital Assets</b>				
8300	Apparatus (Engine 91 - Type 1)	615,000	-	-
	Breathing Air Compressor (Pre-funded)	60,000	-	-
	<b>Total Capital Assets</b>	<b>675,000</b>	<b>315,900</b>	<b>359,100</b>
	<b>TOTAL EXPENDITURES</b>	<b>675,000</b>	<b>345,900</b>	<b>329,100</b>
	<b>Net Financial Impact</b>	<b>(313,000)</b>	<b>(45,900)</b>	
<b>Fund 3652 Equity</b>				
	Beginning Fund Balance at 7/1/2016	2,340,483	2,386,383	
	Net Financial Impact	(313,000)	(45,900)	
	Projected Ending Fund Balance at 6/30/2016	2,027,483	2,340,483	

**MONTECITO FIRE PROTECTION DISTRICT  
PRELIMINARY BUDGET DRAFT  
FISCAL YEAR 2016-17**

<b>FUND 3653 - LAND AND BUILDING FUND</b>				
<u>Account</u>	<u>Line Item Description</u>	<u>Prelim. Budget FY 2016-17</u>	<u>Final Budget FY 2015-16</u>	<u>Increase/ (Decrease)</u>
<b>REVENUES</b>				
<b>Use of Money and Property</b>				
3380	Interest Income	15,000	-	15,000
	<b>Total Use of Money and Property</b>	<b>15,000</b>	<b>-</b>	<b>15,000</b>
<b>Financing Sources</b>				
5910	Transfer from General Fund (3650)	834,000	-	834,000
	<b>Total Financing Sources</b>	<b>834,000</b>	<b>-</b>	<b>834,000</b>
	<b>TOTAL FUND REVENUES</b>	<b>849,000</b>	<b>-</b>	<b>849,000</b>
<b>EXPENDITURES</b>				
<b>Capital Assets</b>				
8100	Land	100,000	-	100,000
8700	Construction in Progress	100,000	100,000	-
	<b>Total Capital Assets</b>	<b>200,000</b>	<b>100,000</b>	<b>100,000</b>
<b>OTHER FINANCING USES</b>				
7901	Transfer To General Fund (3650)	-	2,459,473	(2,459,473)
	<b>Total Financing Uses</b>	<b>-</b>	<b>2,459,473</b>	<b>(2,459,473)</b>
	<b>TOTAL EXPENDITURES &amp; TRANSFERS</b>	<b>200,000</b>	<b>2,559,473</b>	<b>(1,510,473)</b>
	<b>Net Financial Impact</b>	<b>649,000</b>	<b>(2,559,473)</b>	
<b>Fund 3653 Equity</b>				
	Est. Beginning Fund Balance at 7/1/2016	4,523,279	7,082,752	
	Net Financial Impact	649,000	(2,559,473)	
	Projected Ending Fund Balance at 6/30/2017	5,172,279	4,523,279	

**MONTECITO FIRE PROTECTION DISTRICT  
PRELIMINARY BUDGET - PUBLIC COPY  
FISCAL YEAR 2016-17**

<b>FUND 3650 - GENERAL FUND</b>		
<u>Account</u>	<u>Line Item Description</u>	<u>Prelim. Budget FY 2016-17</u>
<b>REVENUES</b>		
<b>Taxes</b>		
3010	Property Tax - Secured	14,857,275
3011	Property Tax - Unitary	116,925
3015	Property Tax - Prior Secured	(38,260)
3020	Property Tax - Unsecured	637,805
3054	Supplemental Property Tax	<u>214,150</u>
	<b>Total Taxes Revenue</b>	<b>15,787,895</b>
 <b>Use of Money and Property</b>		
3380	Interest Income	7,685
3409	Rental Property Income	<u>51,660</u>
	<b>Total Use of Money and Property</b>	<b>59,345</b>
 <b>Intergovernmental Revenue - State</b>		
3750	State-Emergency Assistance (Fire Asgmt)	325,000
4220	Homeowners Property Tax Relief	<u>84,365</u>
	<b>Total Intergovernmental Revenue - State</b>	<b>409,365</b>
 <b>Intergovernmental Revenue - Federal</b>		
4476	Federal Emergency Assistance (Fire Asgmt)	<u>130,000</u>
	<b>Total Intergovernmental Revenue - Federal</b>	<b>130,000</b>
 <b>Charges for Services</b>		
5105	Reimbursement for District Services	<u>185,600</u>
	<b>Total Charges for Services</b>	<b>185,600</b>
 <b>Miscellaneous Revenue</b>		
5909	Other Miscellaneous Revenue	<u>5,860</u>
	<b>Total Miscellaneous Revenue</b>	<b>5,860</b>
	<b>TOTAL GENERAL FUND REVENUES</b>	<b><u>16,578,065</u></b>

**MONTECITO FIRE PROTECTION DISTRICT  
PRELIMINARY BUDGET - PUBLIC COPY  
FISCAL YEAR 2016-17**

<b>FUND 3650 - GENERAL FUND</b>
---------------------------------

Account	Line Item Description	Prelim. Budget FY 2016-17
<b>EXPENDITURES</b>		
<b>Salaries &amp; Employee Benefits</b>		
6100	Regular Salaries	6,718,100
6300	Overtime	125,000
6301	Overtime - Reimbursable	455,000
6310	Overtime - Constant Staffing	750,000
6400	Retirement Contributions	2,247,715
6475	Retiree Medical OPEB	-
6550	FICA/Medicare	96,890
6600	Insurance Contributions	1,573,805
6700	Unemployment Insurance	8,130
6900	Workers Compensation Insurance	<u>525,000</u>
	<b>Total Salaries &amp; Employee Benefits</b>	<b>12,499,640</b>
 <b>Services &amp; Supplies</b>		
7030	Clothing and PPE	64,950
7050	Communications	127,900
7060	Food	2,500
7070	Household Supplies	32,500
7090	Insurance: Liability/Auto/Prop.	31,000
7120	Equipment Maintenance	35,000
7200	Structure and Ground Maintenance	32,050
7205	Fire Defense Zone (Hazard Mitigation)	268,000
7322	Consulting and Management Fees	3,100
7324	Audit and Accounting Fees	23,250
7348	Instruments & Equip. < \$5,000	45,575
7363	Equipment Maintenance (Vehicles)	60,200
7400	Medical & First Aid Supplies	44,800
7430	Memberships	9,500
7450	Office Expense	20,000
7460	Professional and Special Services	284,750
7507	ADP Payroll Fees	7,500
7510	Contractual Services (see detail)	51,000
7530	Publications & Legal Notices	3,000
7546	Administrative Tax Expense	200,000
7580	Rents & Leases (Gibraltar)	4,400
7630	Small Tools & Instruments	9,600

**MONTECITO FIRE PROTECTION DISTRICT  
PRELIMINARY BUDGET - PUBLIC COPY  
FISCAL YEAR 2016-17**

<b>FUND 3650 - GENERAL FUND</b>		
<u>Account</u>	<u>Line Item Description</u>	<u>Prelim. Budget FY 2016-17</u>
7650	Special District Expense	42,000
7671	Special Projects	18,500
7730	Transportation and Travel	25,000
7731	Gasoline/Oil/Fuel	63,000
7732	Training	87,750
7760	Utilities	48,000
	<b>Total Services &amp; Supplies</b>	<b>1,644,825</b>
<b>Capital Assets</b>		
8300	Equipment	306,600
	<b>Total Capital Assets</b>	<b>306,600</b>
<b>OTHER FINANCING USES</b>		
7901	Transfer To Pension Obligation Fund (3651)	456,000
7901	Transfer To Capital Outlay Fund (3652)	352,000
7901	Transfer To Land & Building Fund (3653)	834,000
	<b>Total Other Financing Uses</b>	<b>1,642,000</b>
	<b>TOTAL EXPENDITURES &amp; TRANSFERS</b>	<b>16,093,065</b>
	<b>Net Financial Impact</b>	<b>485,000</b>
<b>Fund 3650 Fund Balance Detail</b>		
	Reserves: Catastrophic (\$2,200,000)	1,200,000
	Reserves: Economic Uncertainties	3,610,000
	Unrestricted Residual Fund Balance	7,814
	Net Financial Impact	485,000
	Projected Ending Fund Balance at 6/30/2017	5,302,814

**MONTECITO FIRE PROTECTION DISTRICT  
PRELIMINARY BUDGET - PUBLIC COPY  
FISCAL YEAR 2016-17**

<b>FUND 3651 - PENSION OBLIGATION FUND</b>		
<u>Account</u>	<u>Line Item Description</u>	<u>Prelim. Budget FY 2016-17</u>
<b>REVENUES</b>		
Financing Sources		
5910	Transfer from General Fund (3650)	456,000
	<b>TOTAL FUND REVENUES</b>	<b>456,000</b>
 <b>EXPENDITURES</b>		
Services & Supplies		
7460	Administration Fee	3,500
7830	Interest Expense	17,402
	<b>Total Services &amp; Supplies</b>	<b>20,902</b>
 <b>OTHER FINANCING USES</b>		
7910	Long Term Debt Principal Repayment	435,000
	<b>Other Financing Uses</b>	<b>435,000</b>
	<b>TOTAL EXPENDITURES &amp; TRANSFERS</b>	<b>455,902</b>
	<b>Net Financial Impact</b>	<b>98</b>
 <b>Fund 3651 Equity</b>		
	Beginning Fund Balance at 7/1/2016	107
	Net Financial Impact	98
	Projected Ending Fund Balance at 6/30/2017	205

**MONTECITO FIRE PROTECTION DISTRICT  
PRELIMINARY BUDGET DRAFT  
FISCAL YEAR 2016-17**

<b>FUND 3652 - CAPITAL OUTLAY FUND</b>		
<u>Account</u>	<u>Line Item Description</u>	<u>Prelim. Budget FY 2016-17</u>
<b>REVENUES</b>		
<b>Use of Money and Property</b>		
3380	Interest Income	10,000
	<b>Total Use of Money and Property</b>	<b>10,000</b>
<b>Financing Sources</b>		
5910	Transfer from General Fund (3650)	352,000
	<b>Total Financing Sources</b>	<b>352,000</b>
<b>Other Financing Sources</b>		
5919	Sale of Capital Assets	-
	<b>Total Other Financing Sources</b>	<b>-</b>
	<b>TOTAL FUND REVENUES</b>	<b>362,000</b>
<b>EXPENDITURES</b>		
<b>Services &amp; Supplies</b>		
7363	Equipment Maintenance (Vehicles)	-
	<b>Total Services &amp; Supplies</b>	<b>-</b>
<b>Capital Assets</b>		
8300	Apparatus (Engine 91 - Type 1)	615,000
	Breathing Air Compressor (Pre-funded)	60,000
	<b>Total Capital Assets</b>	<b>675,000</b>
	<b>TOTAL EXPENDITURES</b>	<b>675,000</b>
	<b>Net Financial Impact</b>	<b>(313,000)</b>
<b>Fund 3652 Equity</b>		
	Beginning Fund Balance at 7/1/2016	2,340,483
	Net Financial Impact	(313,000)
	Projected Ending Fund Balance at 6/30/2016	2,027,483

**MONTECITO FIRE PROTECTION DISTRICT  
PRELIMINARY BUDGET DRAFT  
FISCAL YEAR 2016-17**

<b>FUND 3653 - LAND AND BUILDING FUND</b>		
<u>Account</u>	<u>Line Item Description</u>	<u>Prelim. Budget FY 2016-17</u>
<b>REVENUES</b>		
Use of Money and Property		
3380	Interest Income	15,000
	<b>Total Use of Money and Property</b>	<b>15,000</b>
Financing Sources		
5910	Transfer from General Fund (3650)	834,000
	<b>Total Financing Sources</b>	<b>834,000</b>
	<b>TOTAL FUND REVENUES</b>	<b>849,000</b>
<b>EXPENDITURES</b>		
Capital Assets		
8100	Land	100,000
8700	Construction in Progress	100,000
	<b>Total Capital Assets</b>	<b>200,000</b>
<b>OTHER FINANCING USES</b>		
7901	Transfer To General Fund (3650)	-
	<b>Total Financing Uses</b>	<b>-</b>
	<b>TOTAL EXPENDITURES &amp; TRANSFERS</b>	<b>200,000</b>
	<b>Net Financial Impact</b>	<b>649,000</b>
<b>Fund 3653 Equity</b>		
	Est. Beginning Fund Balance at 7/1/2016	4,523,279
	Net Financial Impact	649,000
	Projected Ending Fund Balance at 6/30/2017	5,172,279



**RESOLUTION NO. 2016-04**

**RESOLUTION OF THE BOARD OF DIRECTORS  
OF THE MONTECITO FIRE PROTECTION DISTRICT  
IN THE MATTER OF THE ADOPTION OF THE  
PRELIMINARY BUDGET FOR THE  
FISCAL YEAR 2016-17**

WHEREAS, Section 13890 of the Health and Safety Code requires that the District Board adopt a preliminary budget conforming to the Accounting Procedures for Special Districts and Budgeting Procedures for Special Districts, as described, on or before June 30 of each year; and

WHEREAS, Section 13893 of the Health and Safety Code requires that the District Board publish a notice on or before June 30 of each year stating: (1) that it has adopted a preliminary budget which is available for inspection at a time and place within the District specified in the notice; and (2) the date, time and place when the Board will meet to adopt the final budget and that any person may appear and be heard regarding any item in the budget or regarding the addition of other items; and

WHEREAS, Section 13893 of the Health & Safety Code further provides that said notice shall be published in at least one newspaper of general circulation in the District, the first publication to be at least two weeks before the date of the meeting; and

WHEREAS, the Board of Directors met at a regular meeting on June 27, 2016, to consider the District's preliminary budget for fiscal year 2016-17 as described by and recommended for approval by the Fire Chief;

NOW THEREFORE, BE IT AND IT IS HEREBY ORDERED AND RESOLVED AS FOLLOWS:

1. That the Board of Directors adopts the 2016-17 preliminary budget for the Montecito Fire Protection District in the form recommended by the Fire Chief at the Board's regular meeting on June 27, 2016.

In summary, the preliminary budget provides as follows:

<u>Fund 3650 – General Fund</u>	
Salaries & Employee Benefits	\$ 12,499,640
Services & Supplies	1,544,825
Capital Assets	306,600
Transfer to Pension Obligation	456,000
Transfer to Capital Outlay	352,000
Transfer to Land & Building	<u>834,000</u>
	\$ 15,993,065
<u>Fund 3651 – Pension Obligation</u>	
Services & Supplies	\$ 20,902
Other Financing Uses	<u>435,000</u>
	\$ 455,902

<u>Fund 3652 – Capital Outlay</u>	
Capital Assets	\$ 675,000
 <u>Fund 3653 – Land &amp; Building</u>	
Capital Assets	\$ 200,000

Copies of the approved budget are on file with District records.

2. The adopted preliminary budget shall be available for inspection Monday through Friday, between 8:00 a.m. and 5:00 p.m. at the Montecito Fire Protection District, 595 San Ysidro Road, Santa Barbara, California.

3. The Board of Directors will meet on September 26, 2016 at 2:00 p.m. at the Montecito Fire Protection District, 595 San Ysidro Road, Santa Barbara, California, to consider and adopt the final budget as required by law and any person may appear at that time and be heard regarding any item in the budget or regarding the addition of other items.

4. The Secretary is directed to cause to be published the notice attached to this resolution as Exhibit A in the *Santa Barbara News Press* in accordance with Health and Safety Code Section 13893 on or before June 30, 2016.

PASSED AND ADOPTED by the Governing Board of the Montecito Fire Protection District this 27th day of June, 2016, by the following vote, to wit:

AYES:  
NAYS:  
ABSTAIN:  
ABSENT:

\_\_\_\_\_  
President of the Board of Directors  
MONTECITO FIRE PROTECTION DISTRICT

ATTEST:

\_\_\_\_\_  
Secretary of the Board of Directors  
MONTECITO FIRE PROTECTION DISTRICT

**EXHIBIT A**

**PUBLIC NOTICE**

Montecito Fire Protection District  
in the Matter of the Preliminary Budget for Fiscal Year 2016-17  
Health and Safety Code Section 13893

NOTICE IS HEREBY GIVEN that the preliminary budget of the Montecito Fire Protection District for fiscal year 2016-17 was adopted by the Board of Directors of said District on June 27, 2016, and is available for inspection Monday through Friday, between 8:00 a.m. and 5:00 p.m. at the Montecito Fire Protection District, 595 San Ysidro Road, Santa Barbara, California.

NOTICE IS ALSO GIVEN that on September 26, 2016 at 2:00 p.m., the Board of Directors will meet at the Montecito Fire Protection District, 595 San Ysidro Road, Santa Barbara, California, for the purpose of adopting the District's final budget at which time and place any person may appear and be heard regarding any item in the budget or regarding the addition of other items.

This Notice shall be published in accordance with California Health & Safety Code Section 13893.

By order of the Board of Directors of the Montecito Fire Protection District, State of California, this 27th day of June, 2016.

---

Gene Sinsler, Secretary



# Agenda Item #8





---

## STAFF REPORT

---

**Prepared for:** Montecito Fire Protection Board of Directors

**Prepared by:** Araceli Gil, District Accountant

**Date:** June 24, 2016

**Topic:** Adopting Price and Population Factors

---

### Discussion

---

Every year, the Board of Directors adopts price and population factors provided by the California Department of Finance. The factors are used to calculate the District's fiscal year appropriations limit as required by Government Code section 7910. However, because of the Proposition 4 Override, the District is authorized to spend all of the tax revenues it receives and effectively exceed any appropriations limit that it might calculate.

### Conclusion

---

The factors are presented in Attachment A and B of Department of Finance letter.

The change in the cost of living, or price factor, is 5.37% (Attachment A).

The change in population for the District must be established by the Board of Directors by selecting either the county average or the unincorporated area of the county (Attachment B).

Staff recommends that the Board move to approve the price factor of 5.37% and the County population factor of 1.02%.



DEPARTMENT OF  
**FINANCE**  
OFFICE OF THE DIRECTOR

EDMUND G. BROWN JR. ■ GOVERNOR  
STATE CAPITOL ■ ROOM 1145 ■ SACRAMENTO CA ■ 95814-4998 ■ WWW.DOF.CA.GOV

May 2016

Dear Fiscal Officer:

**Subject: Price Factor and Population Information**

**Appropriations Limit**

The California Revenue and Taxation Code, section 2227, requires the Department of Finance (Finance) to transmit an estimate of the percentage change in population to local governments. Each local jurisdiction must use their percentage change in population factor for January 1, 2016, in conjunction with a change in the cost of living, or price factor, to calculate their appropriations limit for fiscal year 2016-17. Attachment A provides the change in California's per capita personal income and an example for utilizing the price factor and population percentage change factor to calculate the 2016-17 appropriations limit. Attachment B provides the city and unincorporated county population percentage change. Attachment C provides the population percentage change for counties and their summed incorporated areas. The population percentage change data excludes federal and state institutionalized populations and military populations.

**Population Percent Change for Special Districts**

Some special districts must establish an annual appropriations limit. The Revenue and Taxation Code, section 2228 provides additional information regarding the appropriations limit. Article XIII B, section 9(C) of the California Constitution exempts certain special districts from the appropriations limit calculation mandate. The Code and the California Constitution can be accessed at the following website: <http://leginfo.legislature.ca.gov/faces/codes.xhtml>.

Special districts required by law to calculate their appropriations limit must present the calculation as part of their annual audit. Any questions special districts have on this requirement should be directed to their county, district legal counsel, or the law itself. No state agency reviews the local appropriations limits.

**Population Certification**

The population certification program applies only to cities and counties. Revenue and Taxation Code section 11005.6 mandates Finance to automatically certify any population estimate that exceeds the current certified population with the State Controller's Office. **Finance will certify the higher estimate to the State Controller by June 1, 2016.**

**Please Note:** Prior year's city population estimates may be revised.

If you have any questions regarding this data, please contact the Demographic Research Unit at (916) 323-4086.

MICHAEL COHEN  
Director  
By:

AMY COSTA  
Chief Deputy Director

Attachment



May 2016

## Attachment A

- A. **Price Factor:** Article XIII B specifies that local jurisdictions select their cost of living factor to compute their appropriation limit by a vote of their governing body. The cost of living factor provided here is per capita personal income. If the percentage change in per capita personal income is selected, the percentage change to be used in setting the fiscal year 2016-17 appropriation limit is:

Per Capita Personal Income	
Fiscal Year (FY)	Percentage change over prior year
2016-17	5.37

- B. Following is an example using sample population change and the change in California per capita personal income as growth factors in computing a 2016-17 appropriation limit.

**2016-17:**

Per Capita Cost of Living Change = 5.37 percent  
 Population Change = 0.90 percent

Per Capita Cost of Living converted to a ratio:  $\frac{5.37 + 100}{100} = 1.0537$

Population converted to a ratio:  $\frac{0.90 + 100}{100} = 1.0090$

Calculation of factor for FY 2016-17:  $1.0537 \times 1.0090 = 1.0632$

Fiscal Year 2016-17

**Attachment B**  
**Annual Percent Change in Population Minus Exclusions\***  
**January 1, 2015 to January 1, 2016 and Total Population, January 1, 2016**

County City	<u>Percent Change</u>	<u>--- Population Minus Exclusions ---</u>		<u>Total</u>
	2015-2016	1-1-15	1-1-16	1-1-2016
Santa Barbara				
Buellton	0.45	4,935	4,957	4,957
Carpinteria	0.97	13,794	13,928	13,928
Goleta	1.80	30,684	31,235	31,235
Guadalupe	0.62	7,303	7,348	7,348
Lompoc	0.58	41,007	41,244	44,116
Santa Barbara	0.25	92,938	93,170	93,190
Santa Maria	1.41	102,948	104,404	104,404
Solvang	1.41	5,375	5,451	5,451
<b>Unincorporated</b>	<b>1.02</b>	137,413	138,814	142,088
<b>County Total</b>	<b>0.95</b>	436,397	440,551	446,717

\*Exclusions include residents on federal military installations and group quarters residents in state mental institutions, state and federal correctional institutions and veteran homes.

# Agenda Item #9



MINUTES OF THE SPECIAL MEETING OF THE BOARD OF DIRECTORS OF THE  
MONTECITO FIRE PROTECTION DISTRICT

Held at Fire District Headquarters, 595 San Ysidro Road, May 24, 2016 at 3:00 p.m.

The meeting was called to order by Director Powell at 3:00p.m.

**Present:** Director Powell, Director van Duinwyk, Director Sinser, Director Easton, Director Venable. Chief Hickman and District Counsel, Mark Manion were also present.

- 1. Public comment: Any person may address the Board at this time on any non-agenda matter that is within the subject matter jurisdiction of the Montecito Fire Protection District; 30 minutes total time is allotted for this discussion.**

There were no public comments at this meeting.

- 2. Recognition for 10 years of service: Captain, Scott Chapman.**

Chief Hickman recognized Captain Scott Chapman for ten years of service.

- 3. Report on the status of transferring of access easement to Upper Hyde Road property owners and quitclaiming District's easement interest.**

District Counsel, Mark Manion provided an update regarding the easement transfer stating that there are three property owners yet to sign.

- 4. Discussion item: Update regarding Station 3 Final EIR.**

Chief Hickman stated that Amec is making progress regarding the EIR. He also provided a timeline for the review of the EIR.

- 5. Consider declaring certain District owned properties as surplus. Computers and office furniture.**

Chief Hickman provided a verbal staff report regarding the surplus items. The motion to allow the Chief to surplus District owned properties was made by Director Sinser, seconded by Director Venable and unanimously passed.

- 6. Report from the Finance Committee:**

- a. Consider recommendation for acceptance of Fechter & Company's Annual Financial Report for the Fiscal Year Ended June 30, 2015.**

The Motion to accept the Fechter & Company's Annual Financial Report for the Fiscal Year Ended June 30, 2015 was made by Director van Duinwyk, seconded

by Director Easton and unanimously passed.

**b. Report on Draft Preliminary Budget for FY 2016-17.**

The Board reviewed various line items within the Draft Preliminary Budget for FY 2016-17.

**c. Review and approve April 2016 financial statements.**

The board determined to combine the April and May financial statements for review at the next Finance Committee meeting.

**7. Approval of Minutes of the April 25, 2016 Regular Meeting.**

The motion to approve the minutes of the April 25, 2016 Regular Meeting was made by Director Easton, seconded by Director van Duinwyk and passed. Director Venable abstained.

**8. Fire Chief's Report.**

The Chief reviewed three note-worthy incidents that occurred during the month of April. The Chief mentioned the emergency notification systems drill on June 1<sup>st</sup>. District Counsel provided a response regarding Director Sinser and his participation in Station 3 discussions. District Counsel stated that Director Sinser could continue on, and not participate in discussions or request an update of the opinion rendered by the FPCC. Director Sinser stated that he will probably move by July 4th. He added that he will submit his resignation by the end of June, as he will no longer be a resident in the District. The Chief stated that staff is actively engaged with the labor group regarding negotiations.

**9. Board of Director's report.**

District Counsel recommended that the Board be prepared to make a decision regarding the vacant seat.

**10. Suggestions from Directors for items other than regular agenda items to be included for the June Regular Board meeting.**

Director Powell requested that the issue of water and dead trees be added to the July agenda. Director Sinser stated that the Board is negligent in not looking for potential alternatives for Station 3.

The meeting was adjourned at 4:21 p.m.

---

President John Abraham Powell

---

Secretary Gene Sinser

# Agenda

## Item #10







# COUNTY OF SANTA BARBARA CALIFORNIA

## RESOLUTION HONORING THE SANTA BARBARA COUNTY EMS SYSTEM PARTICIPANTS FOR THE AMERICAN HEART ASSOCIATION 2016 MISSION: LIFELINE EMS GOLD AWARD

*WHEREAS, the Santa Barbara County Emergency Medical System is being recognized by the American Heart Association including American Medical Response, Carpinteria Summerland Fire Protection District, Guadalupe Fire Department, Lompoc Fire Department, Montecito Fire Protection District, Santa Barbara City Fire Department, Santa Barbara County Fire Department, and Santa Maria City Fire Department. This achievement is accomplished through the commitment of these agencies and the ST Elevation Myocardial Infarction (STEMI) Receiving Centers, Marian Regional Medical Center and Santa Barbara Cottage Hospital; and*

*WHEREAS, the American Heart Association works to reduce heart disease and stroke, and heart disease remains the number one cause of death in the United States with heart attacks claiming a victim every 34 seconds and killing 2,500 Americans each day. STEMI events are the deadliest type of heart attack. Hundreds of those who suffer a cardiac emergency are residents or visitors of Santa Barbara County and their chance of survival from a Sudden Cardiac Arrest in the County has improved from 25% to 52% due to our EMS system's ability to provide high quality early care; and*

*WHEREAS, the American Heart Association has developed the Mission: Lifeline program to encourage collaboration between all pre-hospital and hospital medical providers to ensure patients experiencing STEMI events receive the recommended care within ideal timeframes; and*

*WHEREAS, Santa Barbara County is receiving the Gold Level Recognition Award, the highest of honors of the Mission: Lifeline EMS award, currently offered by the American Heart Association.*

*NOW, THEREFORE, BE IT HEREBY ORDERED AND RESOLVED that this Board of Supervisors of Santa Barbara County does hereby congratulate the EMS Agency and EMS system on receiving the 2016 Mission: Lifeline EMS Gold Level Recognition Award.*

*PASSED AND ADOPTED by the Board of Supervisors of the County of Santa Barbara, State of California this 21<sup>st</sup> day of June 2016, by a unanimous vote of all members present.*



ATTEST:

*Monica Prigato*  
Clerk of the Board

*Stocci*  
Supervisor - 1st District

*Janet Wolf*  
Supervisor - 2nd District

*William Lane*  
Supervisor - 3rd District

*Kevin ...*  
Supervisor - 4th District

*Stewie*  
Supervisor - 5th District

**Joyce Reed**

---

**From:** Montecito Fire <contact@site-ninja1.com>  
**Sent:** Thursday, June 16, 2016 3:26 PM  
**To:** Joyce Reed  
**Subject:** New inquiry received (#38411) for montecitofire.com

A new inquiry message was submitted.

Name: Henry Baker  
Email: hbaker1@pipeline.com  
Phone: 805-569-3769  
Message:

Hi --

Your paramedics responded to a 911 call last Thursday (6/9) afternoon at the Cold Springs Trail Head on Mountain Drive where I had fallen off my bike and broke my right femur near its head.

Thanks to the location near where all the hikers park, one of the hikers was able to immediately call 911, and Montecito Fire quickly responded.

I can't say for certain, but I seem to recall that one of your paramedics was named Brendan.

Your paramedics were incredibly professional, nice and efficient, and they arrived very quickly.

They checked me out thoroughly, which was necessary since my helmet was cracked from hitting the pavement, and I was getting a black eye from the impact of the helmet. (The helmet did its job! There was no concussion.)

After checking me out, they used their "scoop" to pick me up off the pavement so that I wouldn't be blocking any traffic.

When the ambulance team arrived to transport me to Cottage Hospital, the Montecito Fire paramedics again helped with the transfer to their gurney.

One of the reasons for writing this note is to profusely thank the Montecito Fire paramedics for their professionalism, efficiency and competency.

As a result of their carefulness, there was essentially no motion to the damaged joint, which minimized the internal bleeding and minimized the possibility of any additional damage from transport and transfer.

As it was, by the time surgery was finished at 9am the next morning, the surgeon estimated that I may have lost upwards of 2 pints of blood in internal bleeding. I believe that if there had been any additional post-accident movement, increased bleeding might have necessitated a blood transfusion. Thanks in part to Montecito Fire's professionalism, no blood transfusion was required.

After surgery, the surgeon also told me that he installed a "gamma nail" (Google it) to stabilize the fracture. Fortunately, when he rotated my right leg back into its proper position, all of the bone fragments lined up into place, so that no additional hardware (other than the gamma nail itself) was required.

I believe that part of the reason for a relatively complication-free surgery was again due to the fact that the fractured joint was kept extremely stable -- with all of the bone fragments in place -- during my initial processing by your Montecito Fire paramedics.

Another positive result of this immobilization is the lack of pain I have had in recovery -- I have required no pain medication.

The Montecito Fire paramedics also took my bicycle back to the station, and I'd like to have someone contact me in order to make arrangements for its disposition.

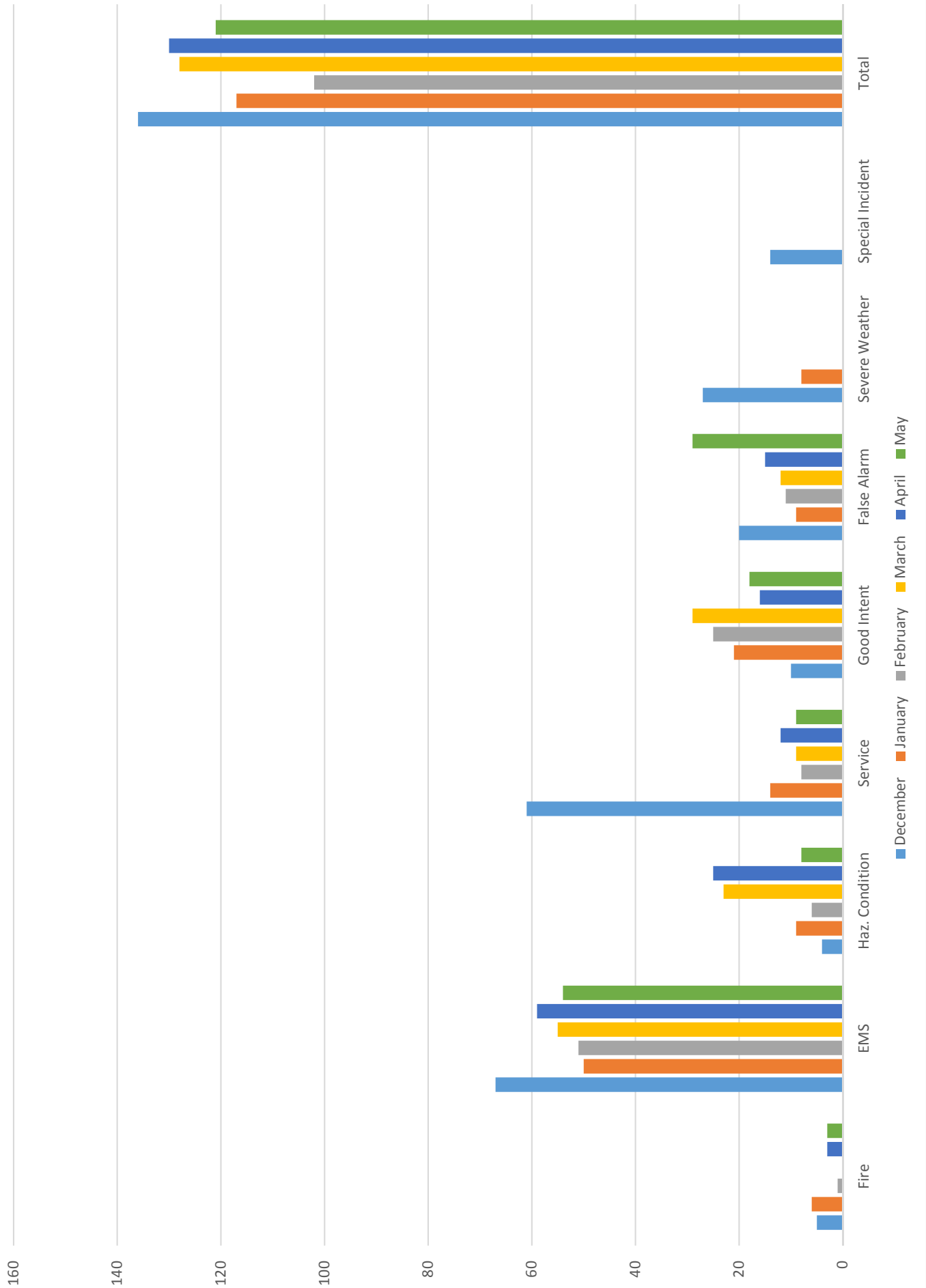
--

In summary, we in the Santa Barbara community are extremely proud of our fire departments, and have seen them put themselves on the line in a number of large fires during the ten years since my wife & I moved here. Santa Barbara is home to a large number of athletic outdoorspeople who enjoy their sports, but occasionally need some help due to an accident; our fire departments rush out all the time to help a cyclist, a hiker, a runner, a swimmer.

Your paramedics routinely turn potential tragedies into recoveries, and I'd like to thank them again for being there for us all.

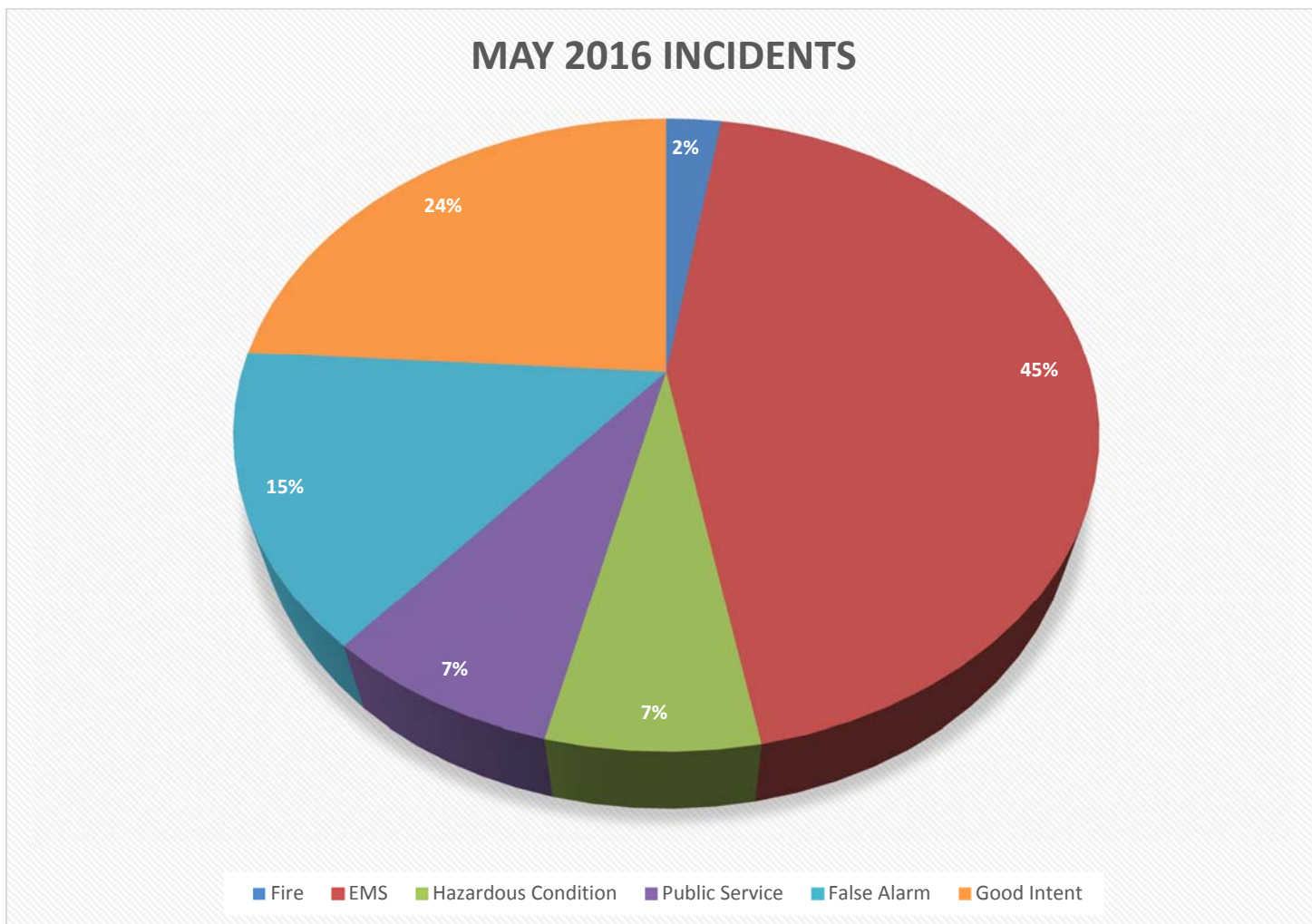
Henry Baker, PhD  
2510 State Street  
Santa Barbara, CA 93105  
805-569-3769  
hbaker1@pipeline.com

### December 2015 - May 2016 Incident Trend



**MAY 2016  
CALLS BY INCIDENT TYPE  
TOTAL INCIDENTS: 121**

FIRE: 3	EMS: 54
HAZARDOUS CONDITION: 8	PUBLIC SERVICE**: 9
GOOD INTENT*: 29	FALSE ALARM: 18
SEVERE WEATHER: 0	SPECIAL INCIDENT TYPE: 0



\*Good Intent: Firefighters respond to a reported emergency, but find a different type of incident or nothing at all upon arrival to the area. Example: A caller reports smoke on the hillside. Firefighters arrive to discover a grading operation at a construction site is creating dust mistaken for smoke. Dispatched and Cancelled Enroute falls in this category.

\*\* Public Service: Non-emergency requests for assistance. Examples: lock out, animal rescue, ring removal, water problem; lift assists, seized gate, stalled elevator, providing the Sheriff's Department with a ladder to enter a building.